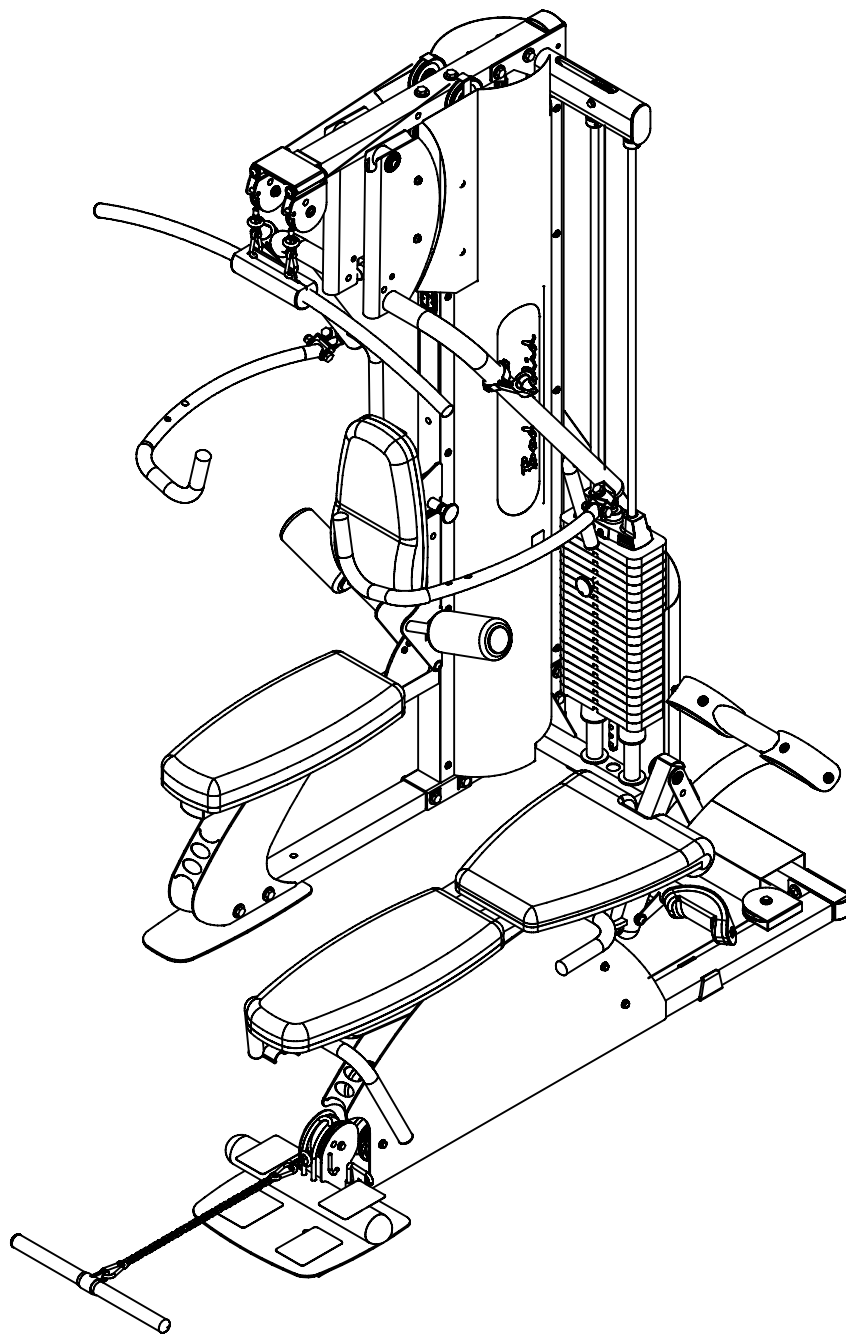


Body-Solid

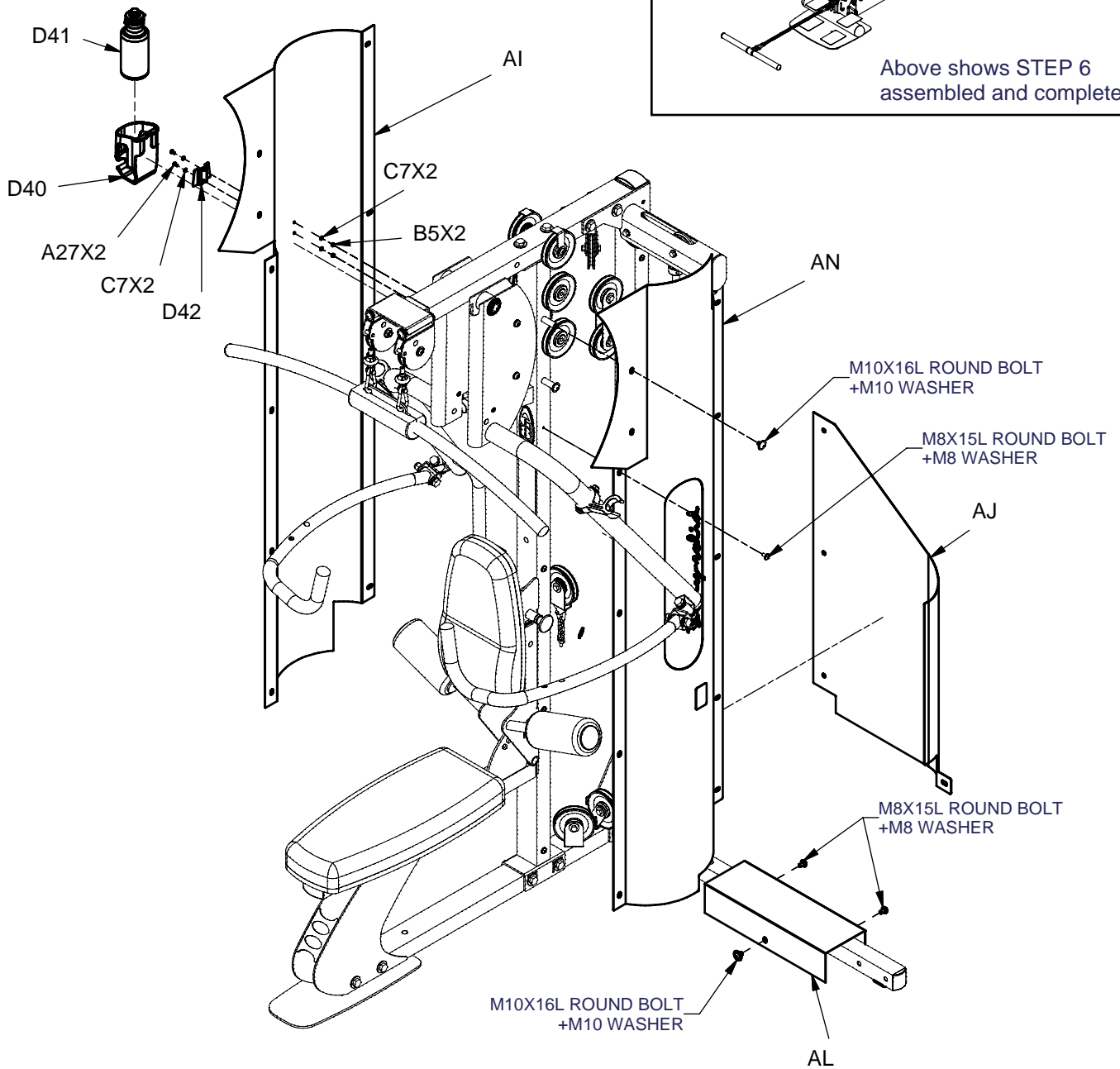
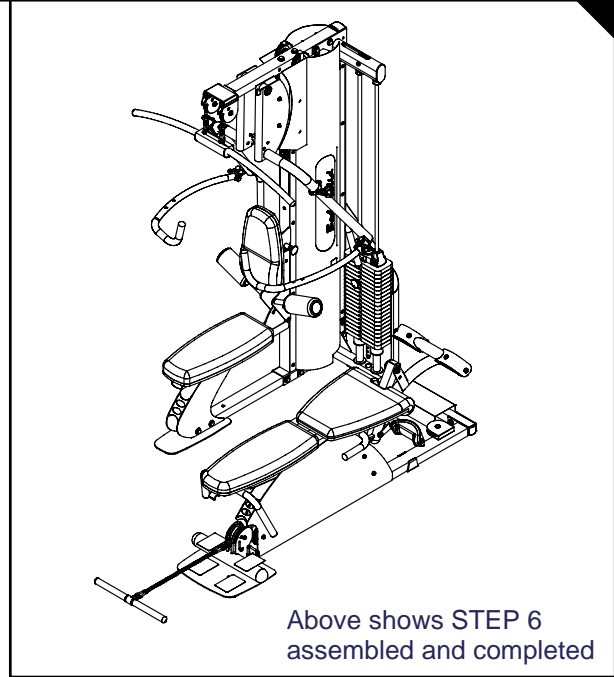
G81



BODY-SOLID, Inc.
1900 S. Des Plaines Ave.
Forest Park, IL 60130 USA
Phone: (708) 427-3555
Fax: (708) 427-3556
www.bodysolid.com

G81.1 OWNER'S MANUAL

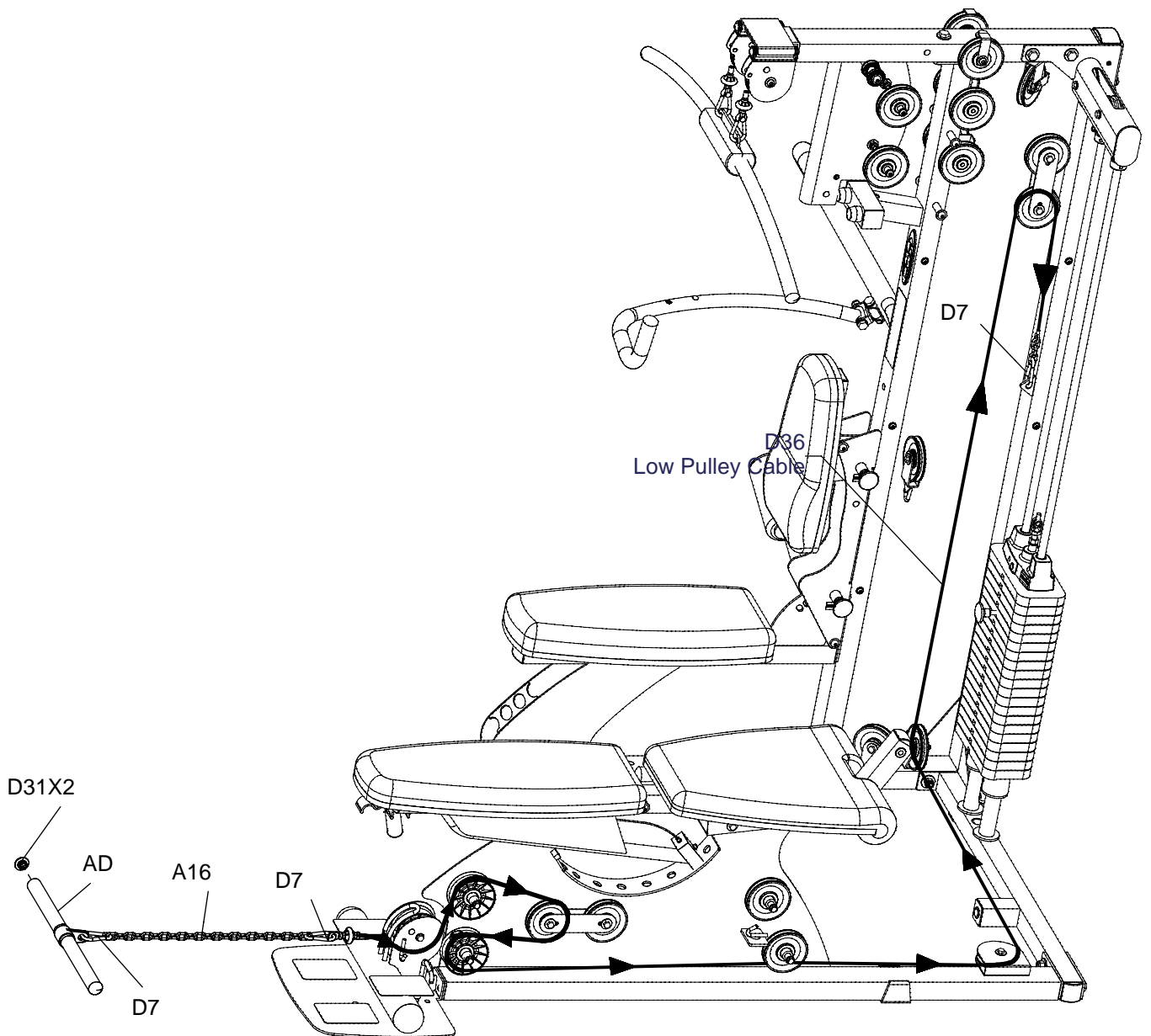
G8I ASSEMBLY INSTRUCTIONS



G81 ASSEMBLY INSTRUCTIONS

Wire Rope Illustration 4

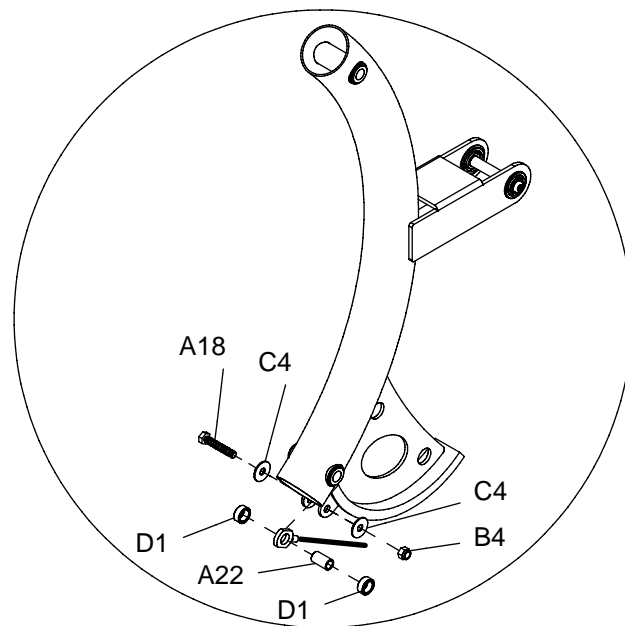
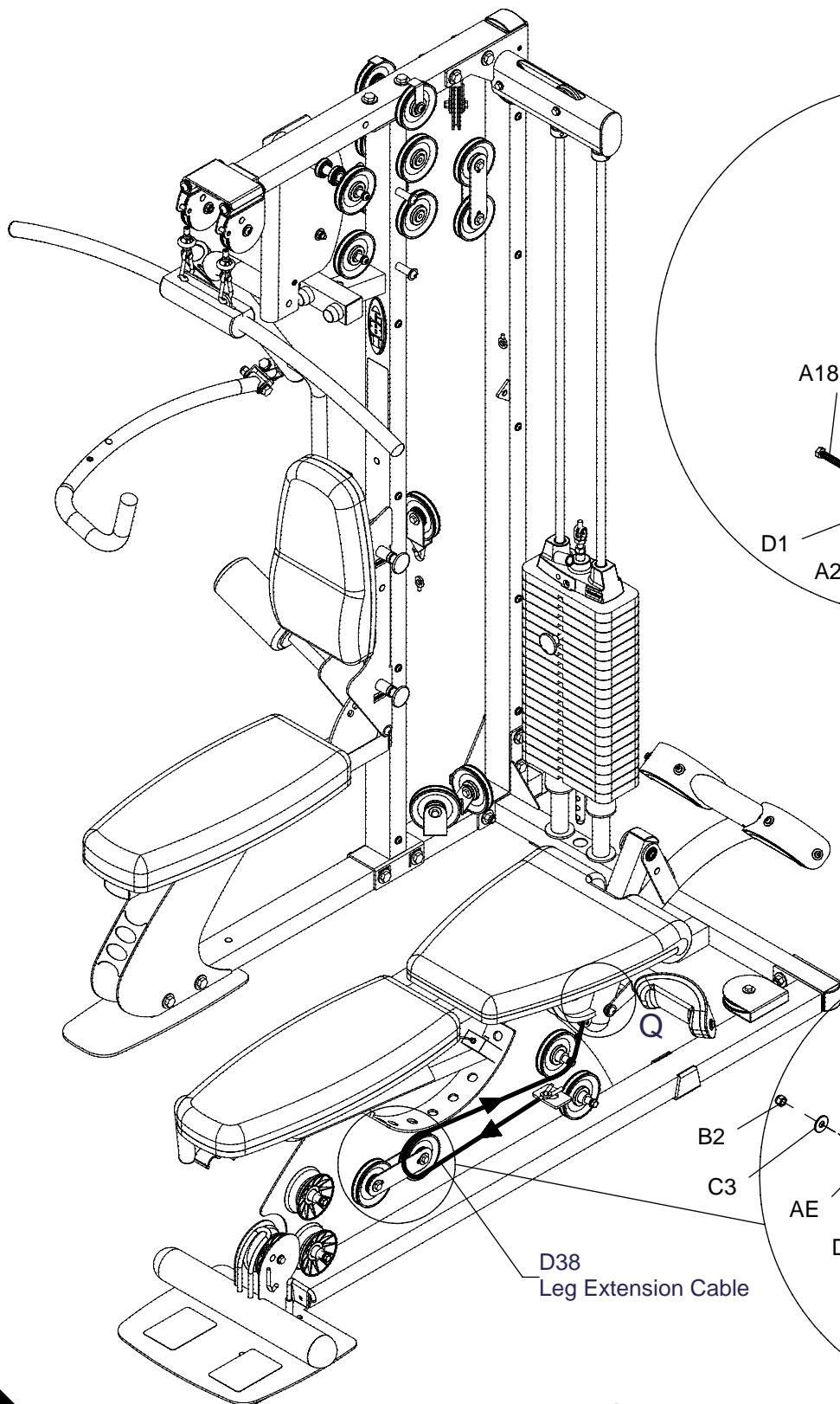
D36



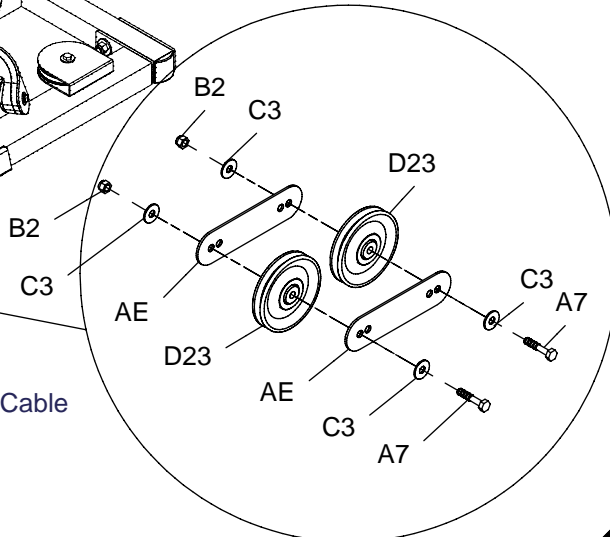
G81 ASSEMBLY INSTRUCTIONS

Wire Rope Illustration 3

D38



Q VIEW

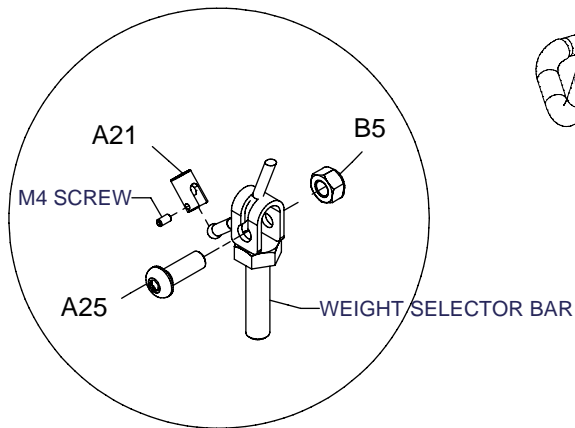
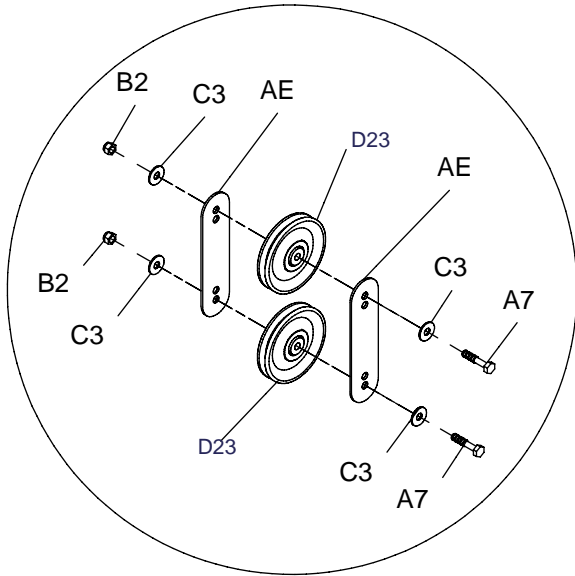


D38
Leg Extension Cable

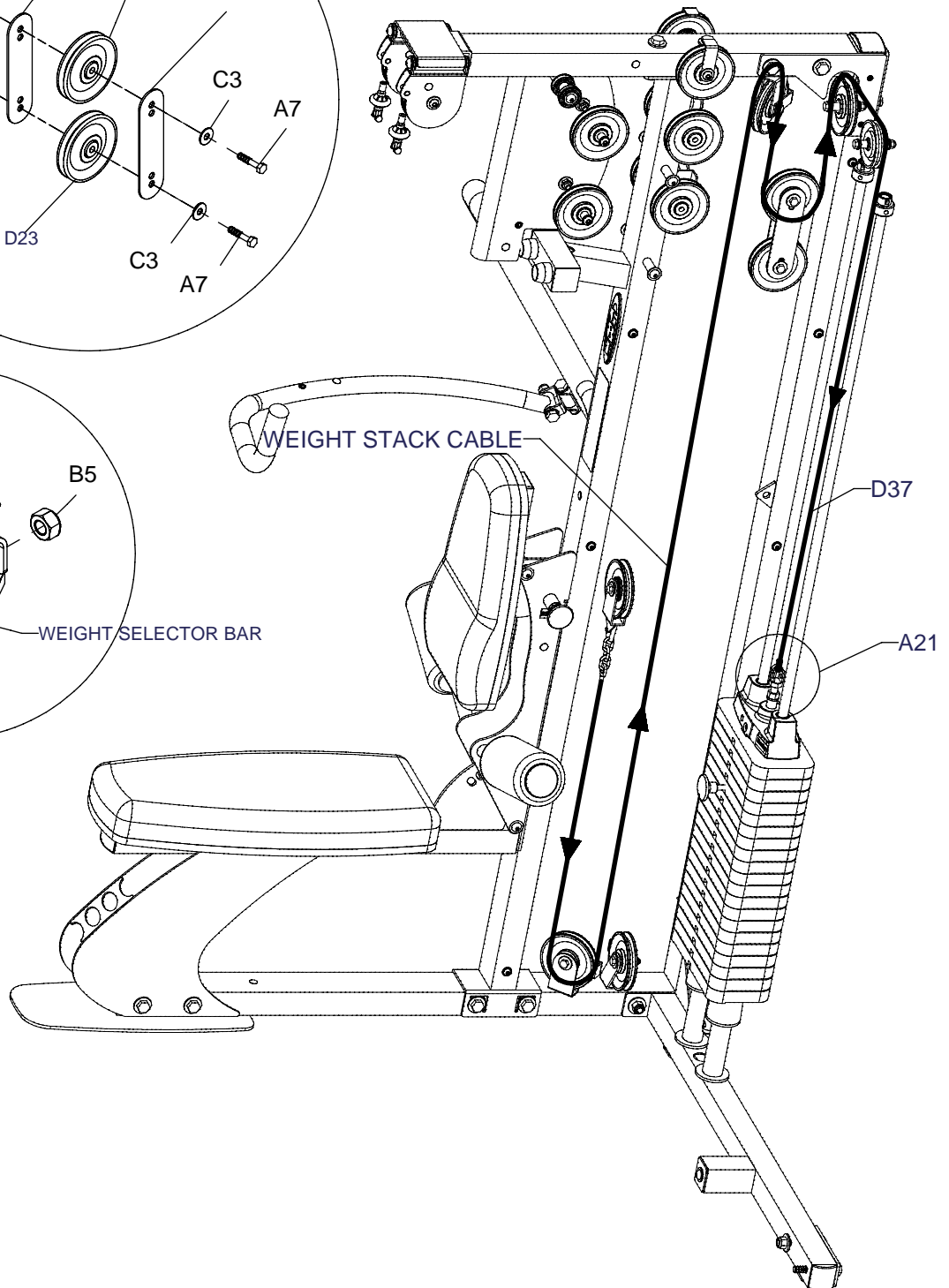
G8I ASSEMBLY INSTRUCTIONS

Wire Rope Illustration 2

D37

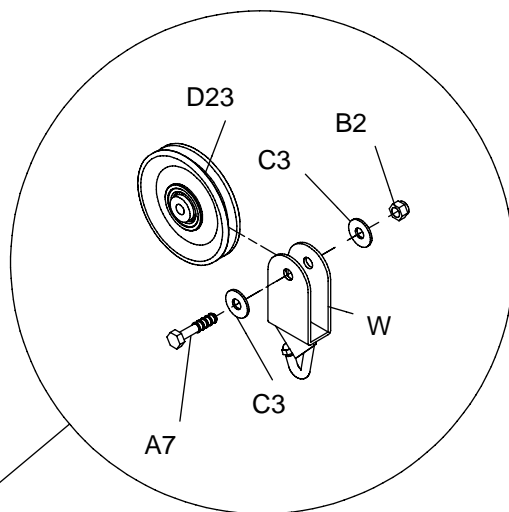
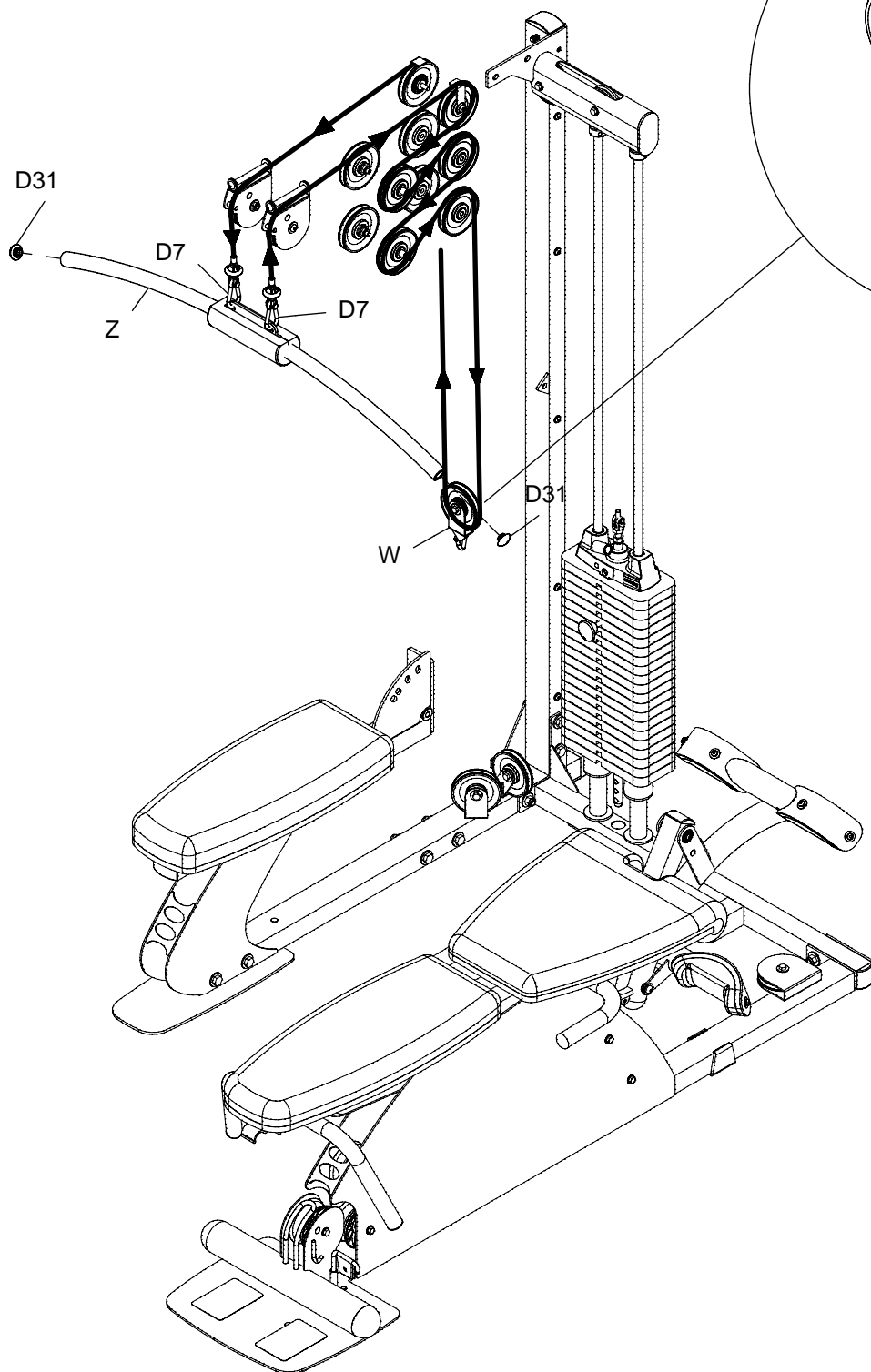



A21 VIEW



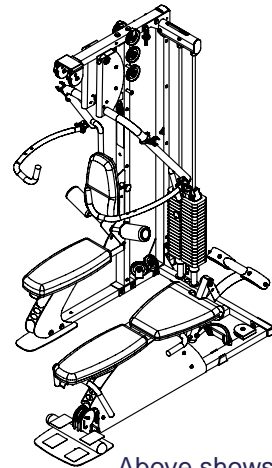
G81 ASSEMBLY INSTRUCTIONS

Wire Rope Illustration 1

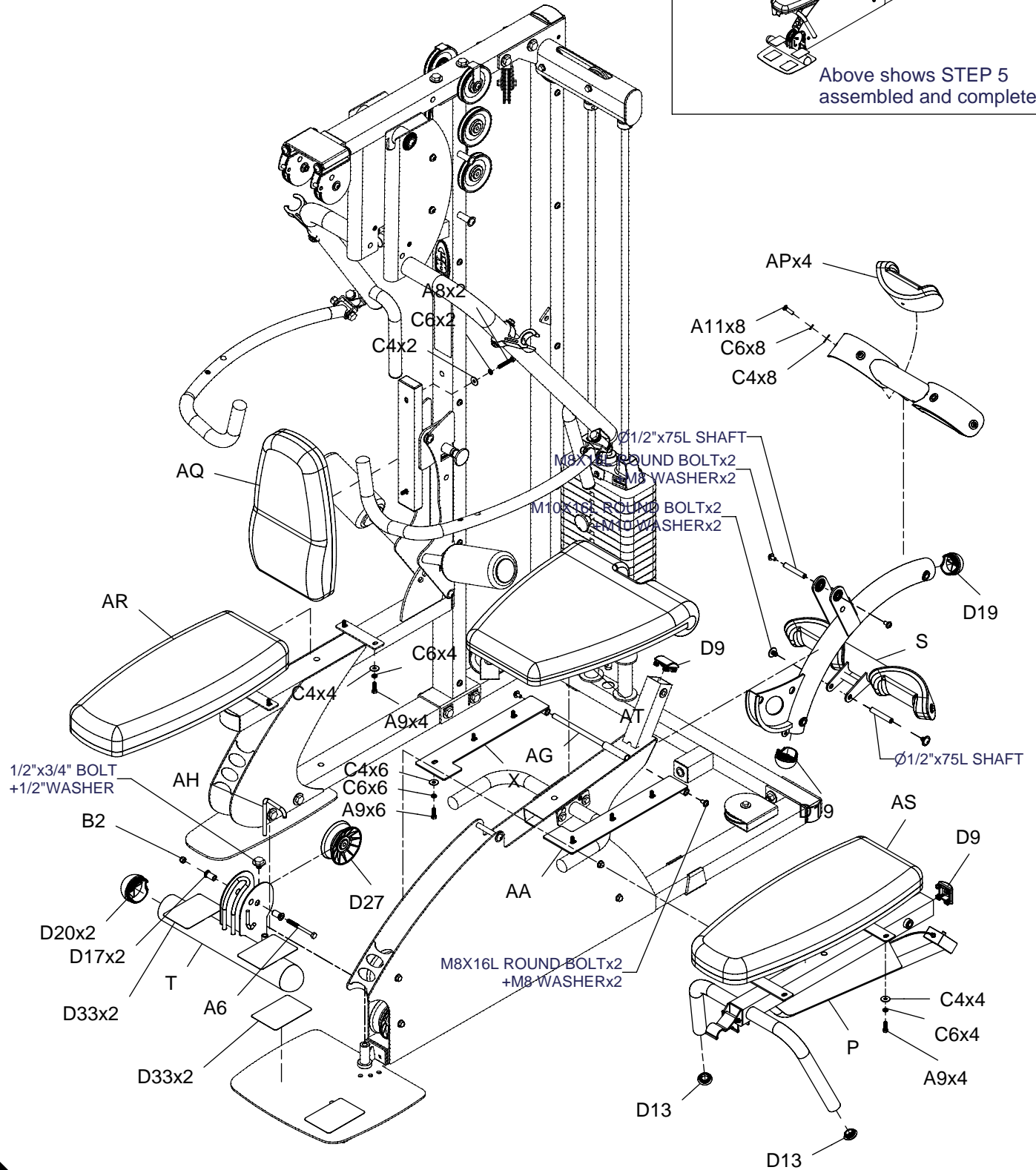


W-VIEW

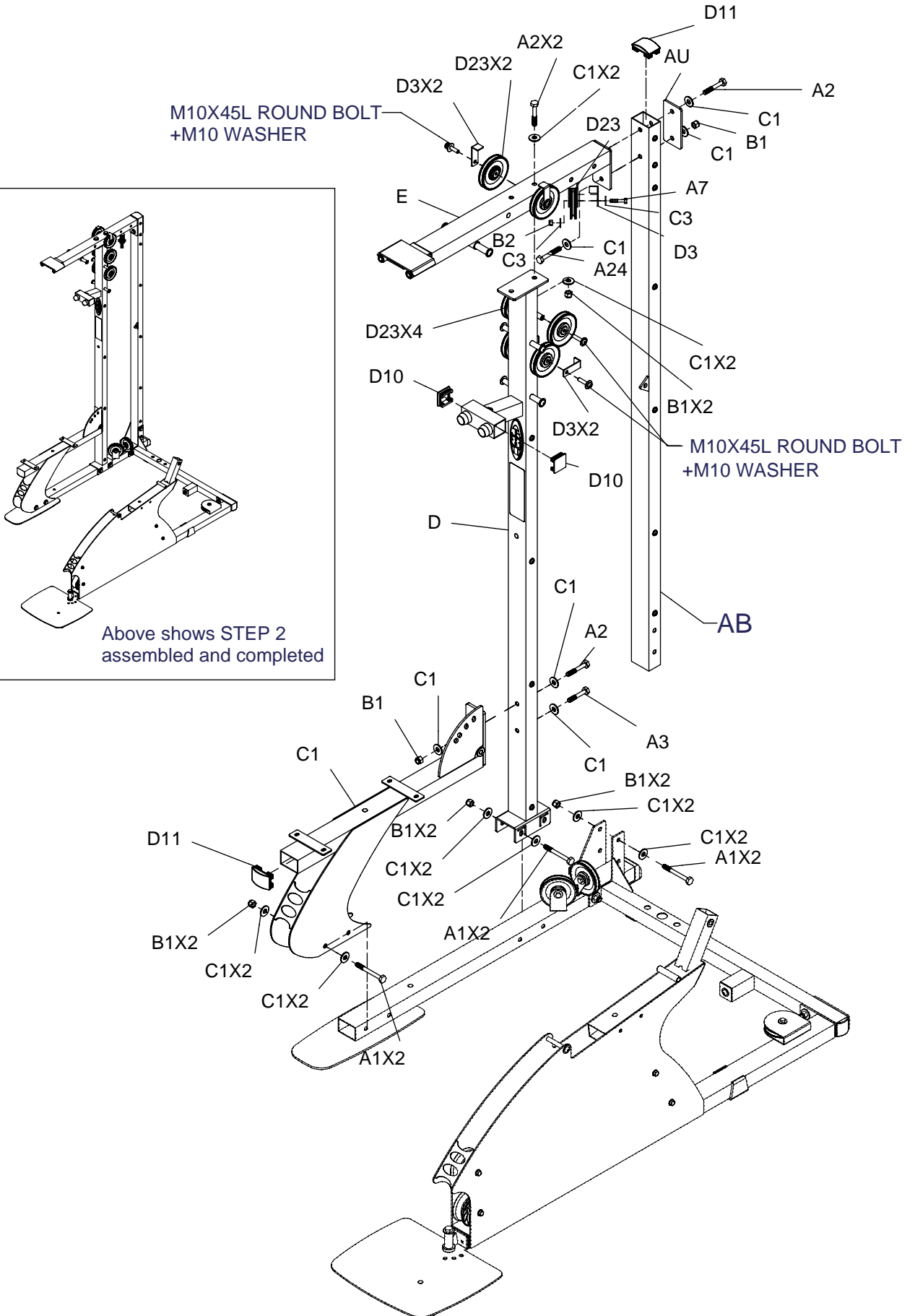
G8I ASSEMBLY INSTRUCTIONS



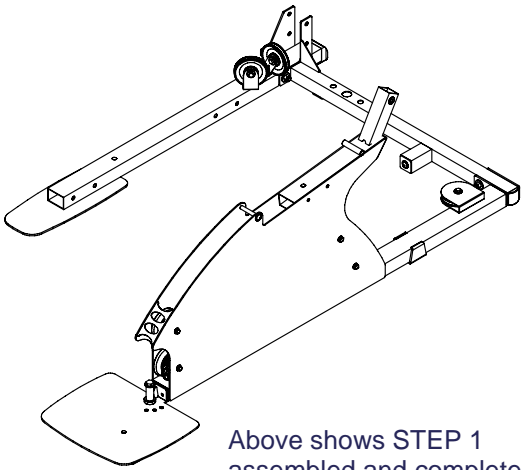
Above shows STEP 5 assembled and completed



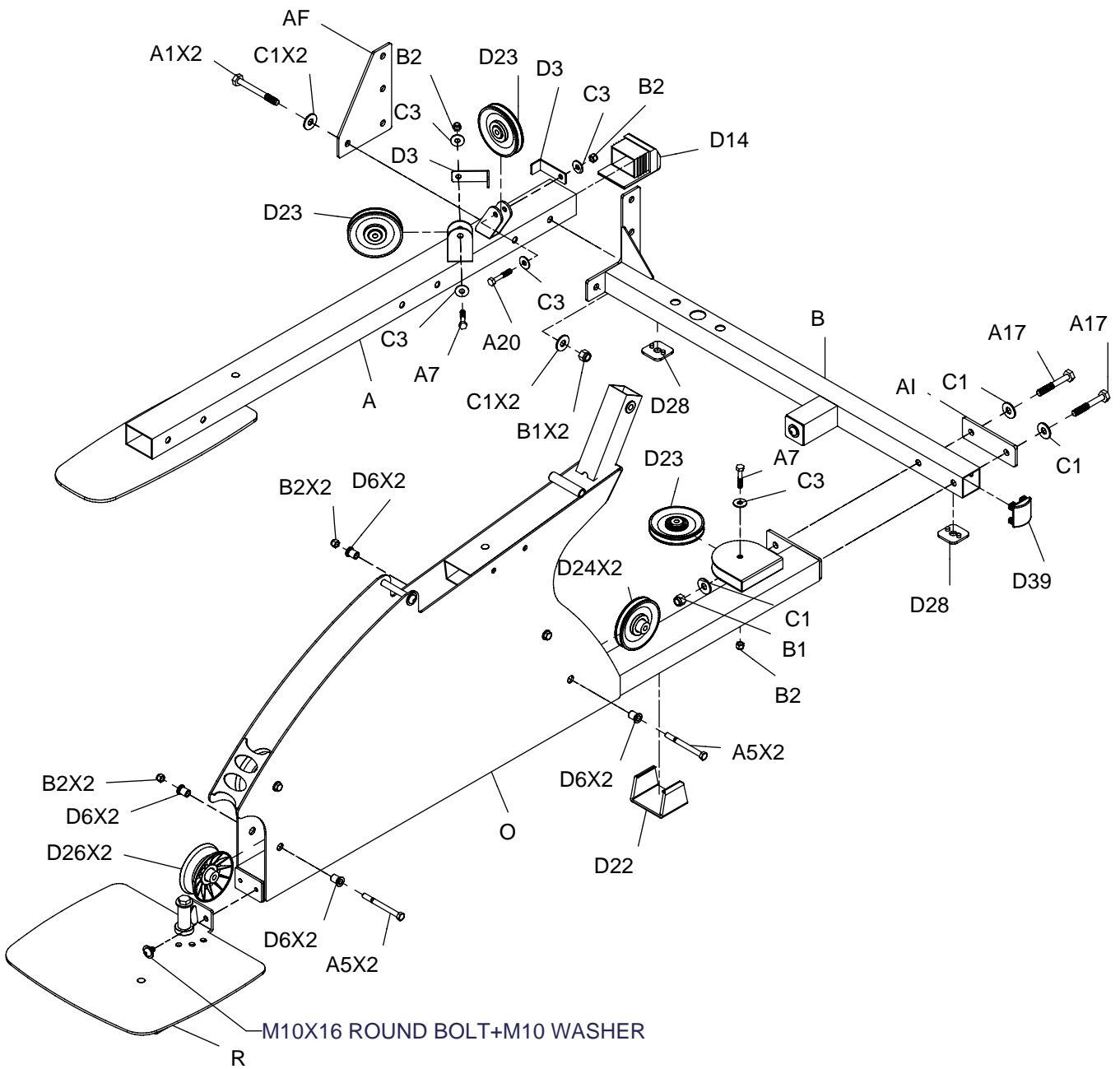
G8I ASSEMBLY INSTRUCTIONS



G8I ASSEMBLY INSTRUCTIONS



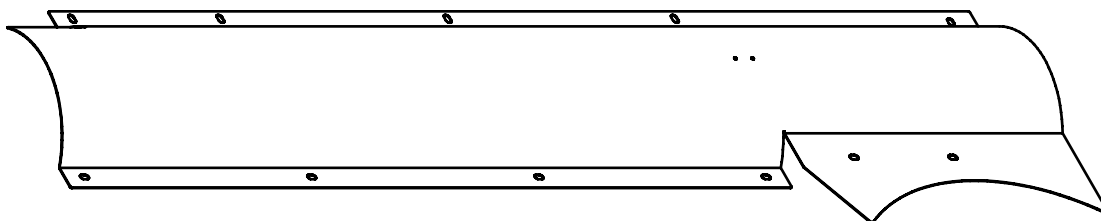
Above shows STEP 1 assembled and completed



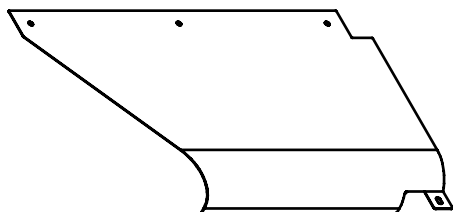
G8I ASSEMBLY INSTRUCTIONS

PARTS ILLUSTRATION SHEET

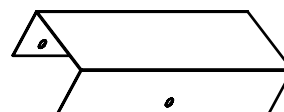
AI [1PCS]
8380-030




AJ [1PCS]
8380-025



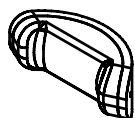
AL [1PCS]
8380-027



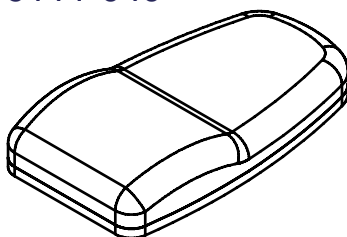
AN[1PCS]
8380-031



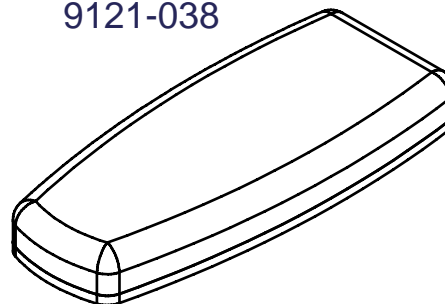
AP[4PCS]
9133-007



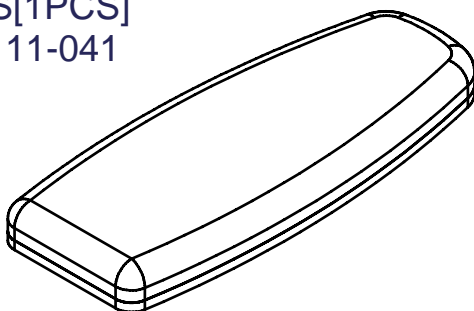
AQ[1PCS]
9111-040



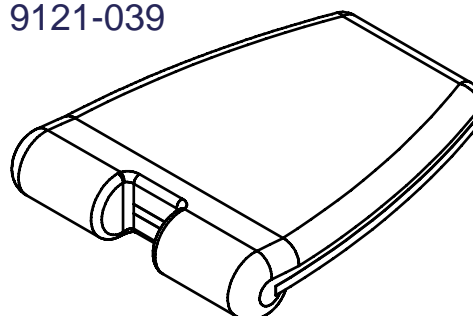
AR[1PCS]
9121-038



AS[1PCS]
9111-041



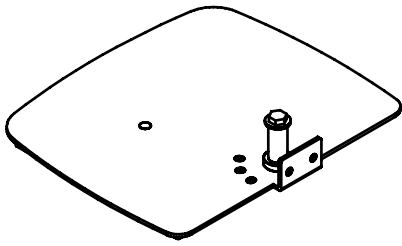
AT[1PCS]
9121-039



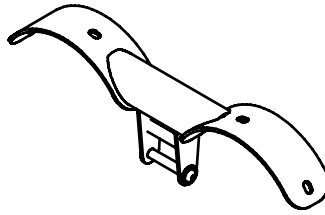
G8I ASSEMBLY INSTRUCTIONS

PARTS ILLUSTRATION SHEET

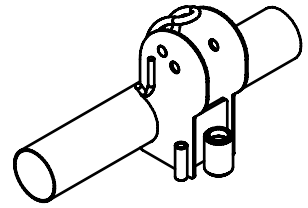
R [1PCS]



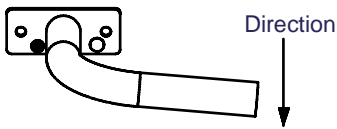
S [2PCS]



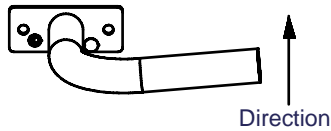
T [1PCS]



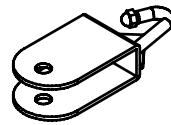
U [1PCS]




V [1PCS]



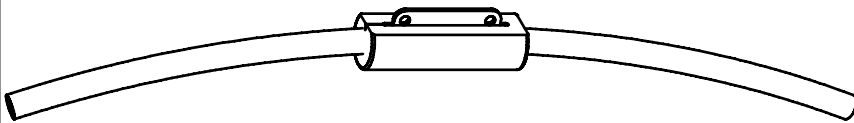
W [1PCS]



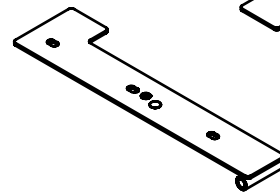
Y [2PCS]



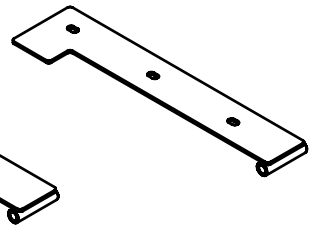
Z [1PCS]



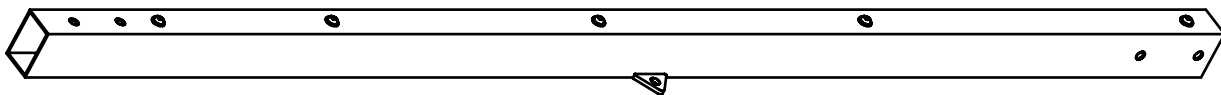
AA [1PCS]




X [1PCS]



AB [1PCS]



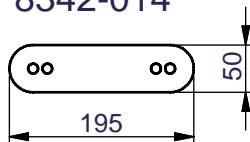
AC [2PCS]



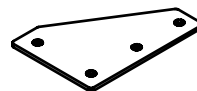
AD [1PCS]




AE [4PCS]
8342-014



AF [1PCS]
8360-055



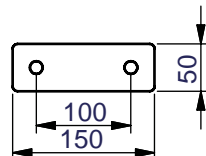
AG [1PCS]
8210-065



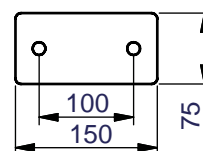
AH [1PCS]
8240-042



AI [1PCS]
8312-062



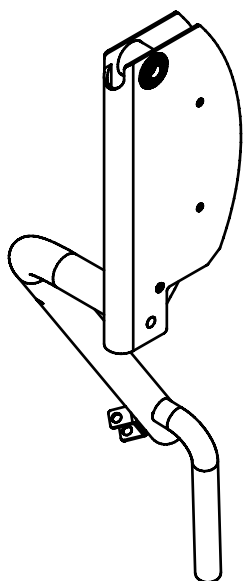
AU [1PCS]
8313-082



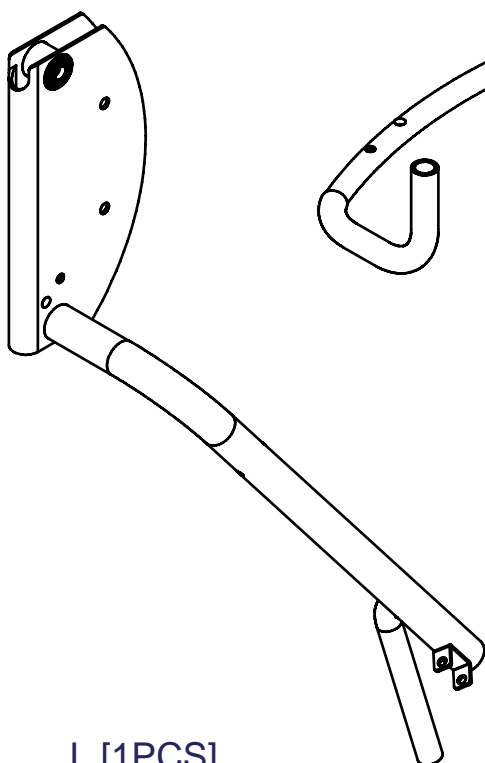
G8I ASSEMBLY INSTRUCTIONS

PARTS ILLUSTRATION SHEET

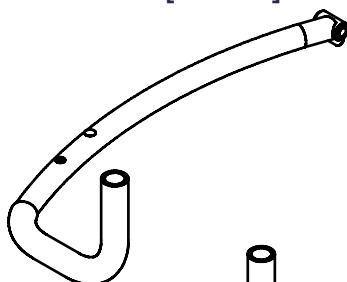
H [1PCS]




G [1PCS]



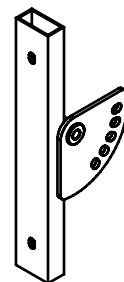
I [1PCS]



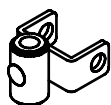
J [1PCS]



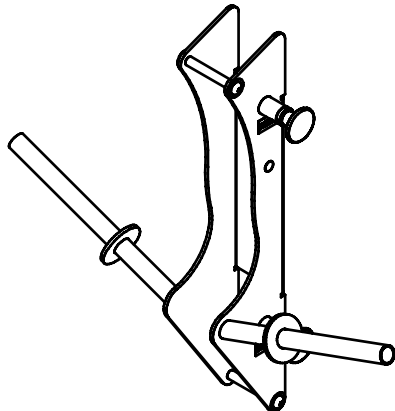
M [1PCS]



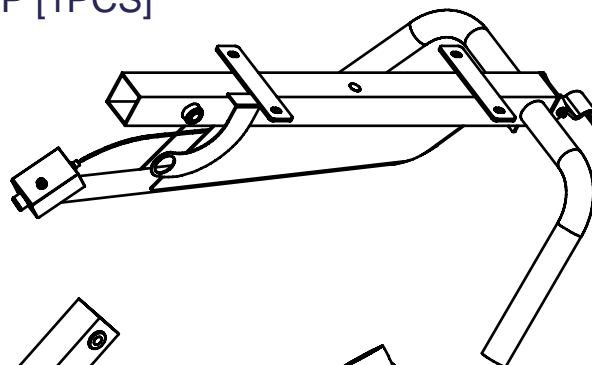
K [2PCS]



L [1PCS]



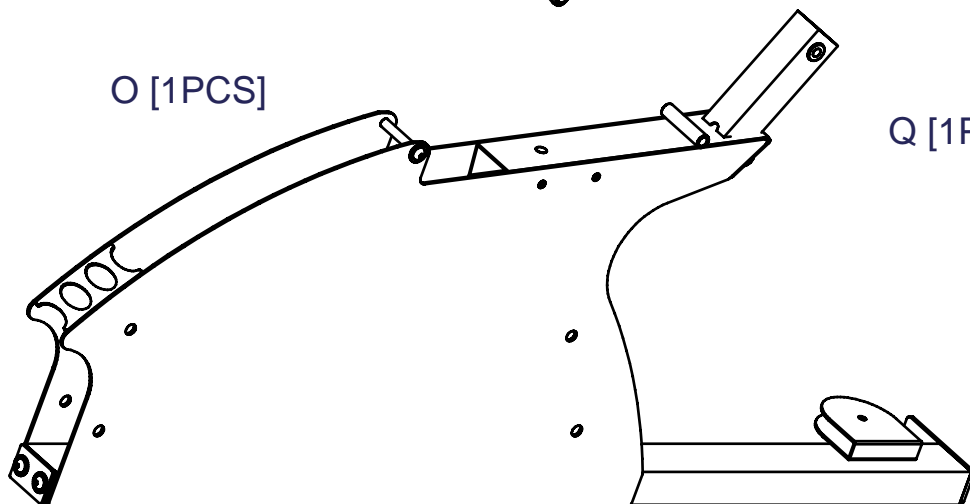
P [1PCS]



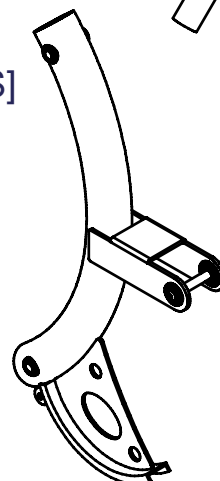
N [2PCS]



O [1PCS]




Q [1PCS]



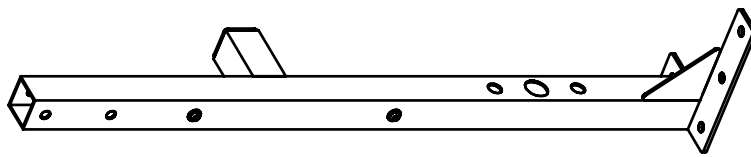
G8I ASSEMBLY INSTRUCTIONS

PARTS ILLUSTRATION SHEET

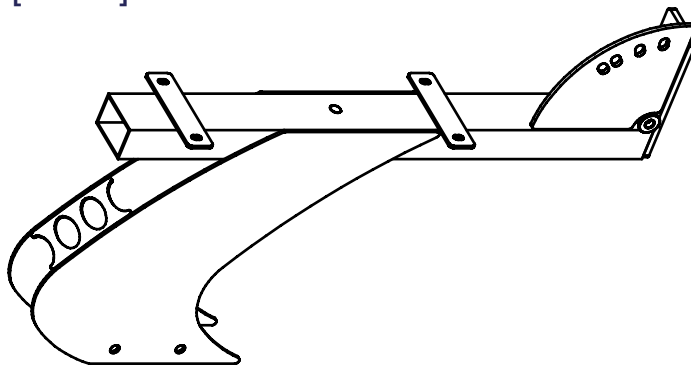
A [1PCS]



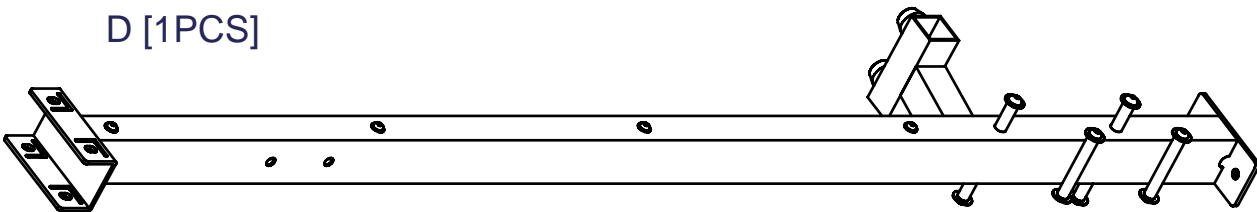
B [1PCS]




C1[1PCS]



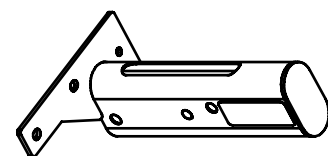
D [1PCS]



E [1PCS]



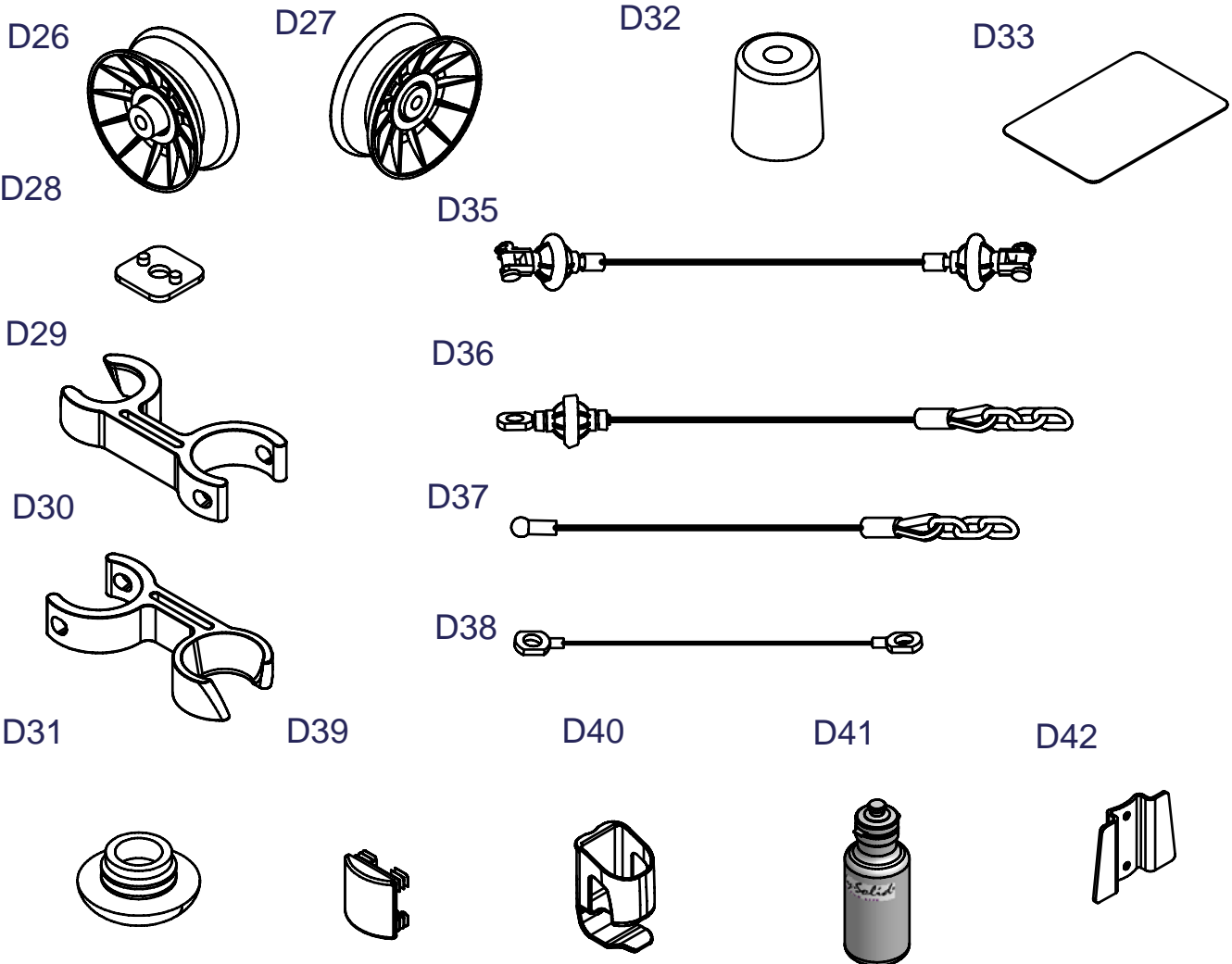
F [1PCS]



G8I ASSEMBLY INSTRUCTIONS



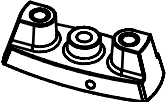



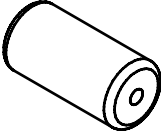

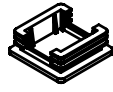












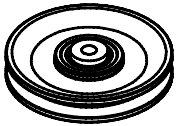
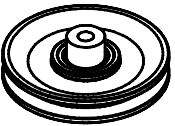
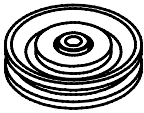

HARDWARE ILLUSTRATION

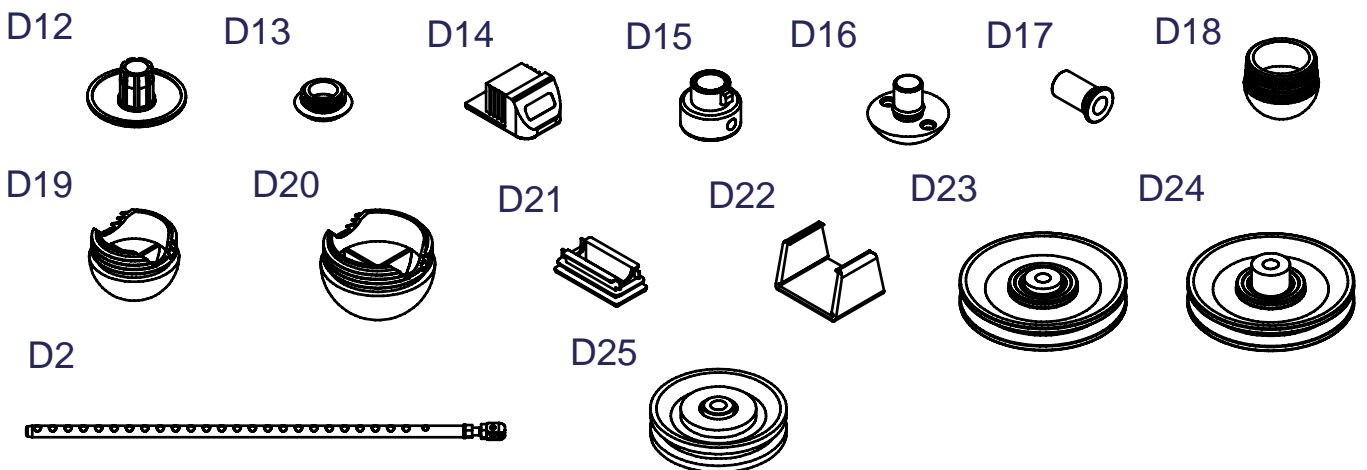
D26.	∅110X50 PULLEY (9213-022C)	-----	[2PCS]
D27.	∅110X50 PULLEY (9213-022B)	-----	[1PCS]
D28.	2"X2" RUBBER CANE CAP (9214-002)	-----	[2PCS]
D29.	∅51X∅38 FASTENING HOLDER (9219-003)	-----	[1PCS]
D30.	∅51X∅38 FASTENING HOLDER (9219-004)	-----	[1PCS]
D31.	∅1" ROUND END CAP (9260-021)	-----	[6PCS]
D32.	∅65X70L RUBBER DOUNT	-----	[2PCS]
D33.	95X140mm NO-SLIP TAPE	-----	[4PCS]
D35.	6855mm STEEL CABLE	-----	[1PCS]
D36.	5510mm STEEL CABLE	-----	[1PCS]
D37.	4215mm STEEL CABLE	-----	[1PCS]
D38.	1315mm STEEL CABLE	-----	[1PCS]
D39.	2"X2"X2.5t END CAP (9211-088)	-----	[2PCS]
D40.	BOTTLE HOLDER (9260-086)	-----	[1PCS]
D41.	BOTTLE (9260-107)	-----	[1PCS]
D42.	IMMOBILE BOARD (8388-025)	-----	[1PCS]



G8I ASSEMBLY INSTRUCTIONS

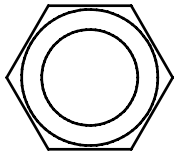
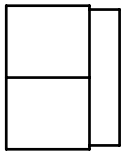
HARDWARE ILLUSTRATION

- D1  D1. ϕ 3/4"X8L STEEL BUSHING (8110-014)-----[2PCS]
- D3  D2. WEIGHT SELECTOR BAR (8210-070A)-----[1PCS]
- D4  D3. PULLEY WHEEL BLOCK (8331-017)-----[7PCS]
- D5  D4. TOP PLATE (8400-006)-----[1PCS]
- D6  D5. ϕ 16X19.5 STEEL BUSHING (8530-015)-----[2PCS]
- D7  D6. ϕ 16X21.5 STEEL BUSHING (8530-010)-----[14PCS]
- D8  D7. ϕ 8 SPRING SNAP LINK (8810-001)-----[5PCS]
- D9  D8. ϕ 4"X8" FOAM ROLLER (9161-032)-----[2PCS]
- D10  D9. 2"X2"X1.8t END CAP (9211-087)-----[1PCS]
- D11  D10. 2"X2"X2.5t END CAP (9211-006)-----[2PCS]
- D12  D11. 2"X3" END CAP (9211-084)-----[2PCS]
- D13  D12. ϕ 1" ROUND END CAP (9211-022)-----[2PCS]
- D14  D13. ϕ 1 1/2" ROUND END CAP (9211-023)-----[6PCS]
- D15  D14. 2"X3" FOOT CAP (9211-026)-----[1PCS]
- D16  D15. ϕ 3/4" SHAFT COLLAR (9211-046)-----[2PCS]
- D17  D16. ϕ 21.5 ROUND END CAP (9211-060)-----[1PCS]
- D18  D17. ϕ 16X27 STEEL BUSHING (8530-011)-----[2PCS]
- D19  D18. ϕ 2" ROUND END CAP (9211-074)-----[2PCS]
- D20  D19. ϕ 60 ROUND END CAP (9211-075)-----[2PCS]
- D21  D20. ϕ 3" ROUND END CAP (9211-076)-----[2PCS]
- D22  D21. 30X60 END CAP (9211-078)-----[2PCS]
- D23  D22. 2"X3" RUBBER DOUNT (9212-011)-----[1PCS]
- D24  D23. ϕ 4 1/4" PULLEY (9213-002C)-----[22PCS]
- D25  D24. ϕ 4 1/4" PULLEY (9213-002D)-----[2PCS]
- D2  D25. ϕ 3 1/2" PULLEY (9213-011A)-----[1PCS]

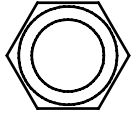
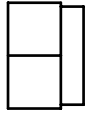


G81 ASSEMBLY INSTRUCTIONS

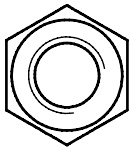
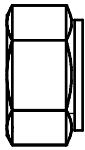
HARDWARE ILLUSTRATION



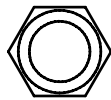
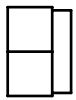
(B1) NYLON LOCK NUT 1/2" QTY.19



(B2) NYLON LOCK NUT 3/8" QTY.18



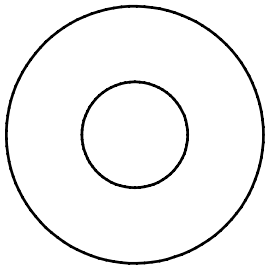
(B3) NYLON LOCK NUT M10 QTY.9



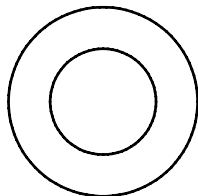
(B4) NYLON LOCK NUT M10 QTY.1



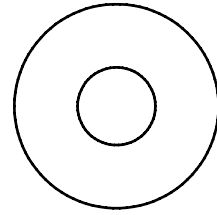
(B5) NUT M4 QTY.2



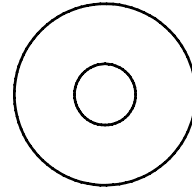

(C1) 1/2" (I.D.) FLAT WASHER Ø34 QTY.33



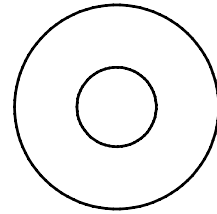
(C2) 1/2" (I.D.) FLAT WASHER Ø25 QTY.8



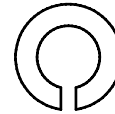
(C3) 3/8" (I.D.) FLAT WASHER Ø27 QTY.21



(C4) 5/16" (I.D.) FLAT WASHER Ø24 QTY.26



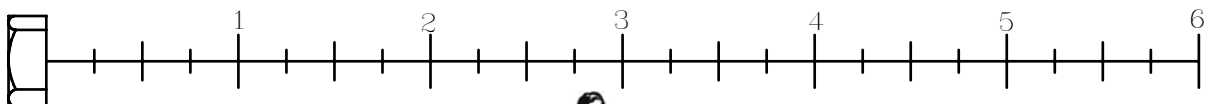
(C5) M10 (I.D.) FLAT WASHER Ø27 QTY.12



(C6) 5/16" SPRING WASHER QTY.24


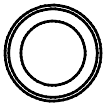


(C7) M4 Washer QTY.4

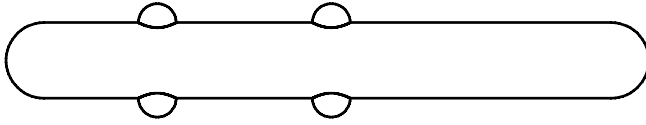


G8I ASSEMBLY INSTRUCTIONS

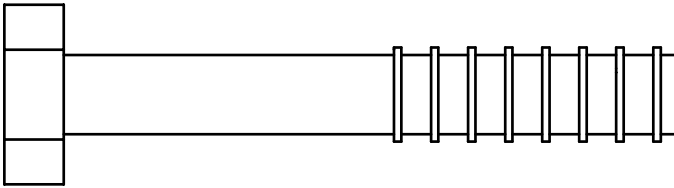
HARDWARE ILLUSTRATION



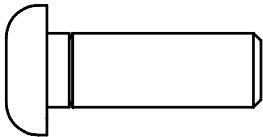
(A22) $\text{\O}1/2" \times 8.5 \times 21.5\text{L}$ Sleeve QTY.1




(A23) $\text{\O}10 \times 85\text{L}$ PIN (8250-023) QTY.1



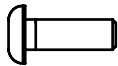
(A24) HEX BOLT $1/2" \times 3 1/4" \text{L}$ PARTIAL THREAD QTY.1



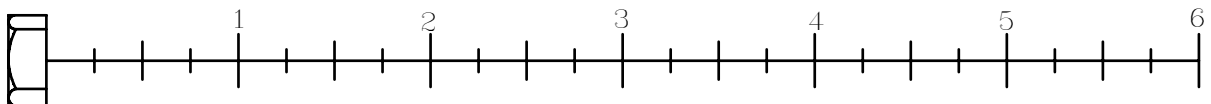
(A25) ROUND ALLEN HEAD $M10 \times 30\text{L}$ PARTIAL THREAD QTY.1



(A26) Elastic Belt QTY.1




(A27) ROUND ALLEN HEAD $M4 \times 12\text{L}$ PARTIAL THREAD QTY.2



G8I ASSEMBLY INSTRUCTIONS

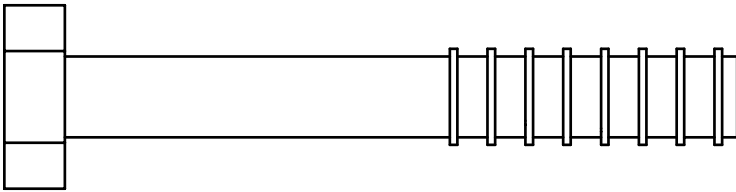
HARDWARE ILLUSTRATION



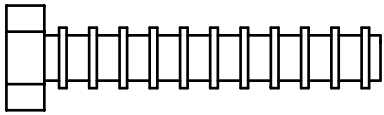
(A15)10LB PIN (8250-071) QTY.1




(A16)Steel Chain(8820-002) QTY.1



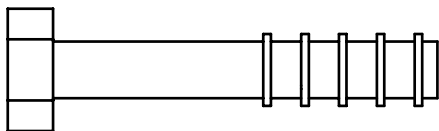
(A17)HEX BOLT 1/2"X3 1/2"L PARTIAL THREAD QTY.2



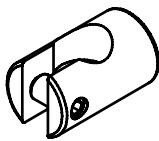
(A18)HEX BOLT 5/16"X1 3/4"L PARTIAL THREAD QTY.1



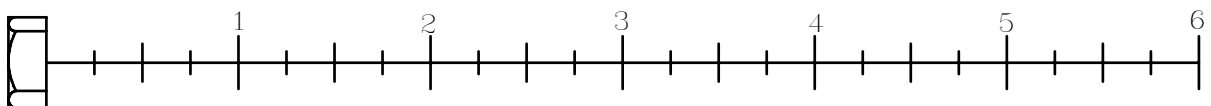
(A19)HEX BOLT 3/8"X3"L PARTIAL THREAD QTY.2



(A20)HEX BOLT 3/8"x2"L PARTIAL THREAD QTY.1

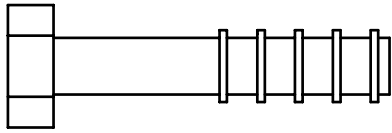


(A21)Firm Sheath(8890-010) QTY.1

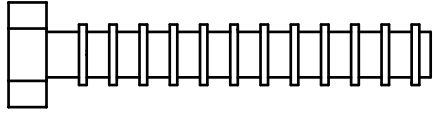


G81 ASSEMBLY INSTRUCTIONS

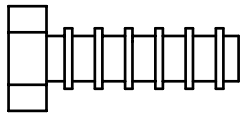
HARDWARE ILLUSTRATION



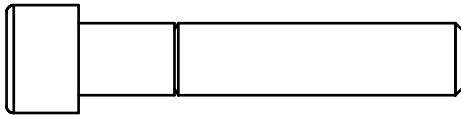
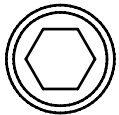
(A7)HEX BOLT 3/8"X1 3/4"L PARTIAL THREAD QTY.8



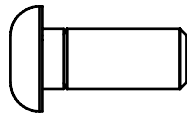
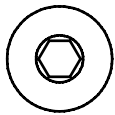
(A8)HEX BOLT 5/16"X2"L PARTIAL THREAD QTY.2




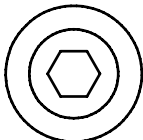
(A9)HEX BOLT 5/16"X1"L PARTIAL THREAD QTY.14



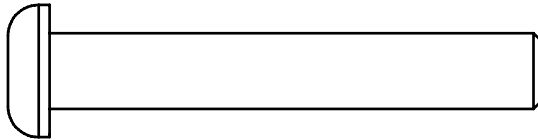
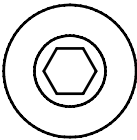
(A10)ROUND ALLEN HEAD 3/8"X2"L PARTIAL THREAD QTY.1




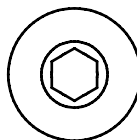
(A11)ROUND ALLEN HEAD 5/16"X3/4"L PARTIAL THREAD QTY.8



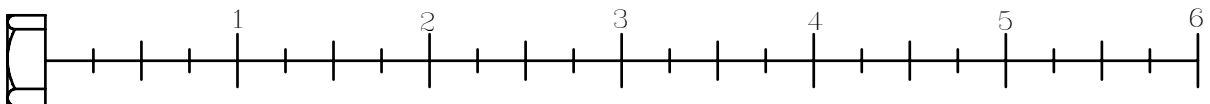
(A12)ROUND ALLEN HEAD M10X80L PARTIAL THREAD QTY.2



(A13)ROUND ALLEN HEAD M10X65L PARTIAL THREAD QTY.4




(A14)ROUND ALLEN HEAD M10X40L PARTIAL THREAD QTY.2

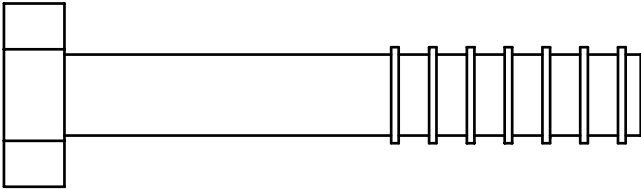


G8I ASSEMBLY INSTRUCTIONS

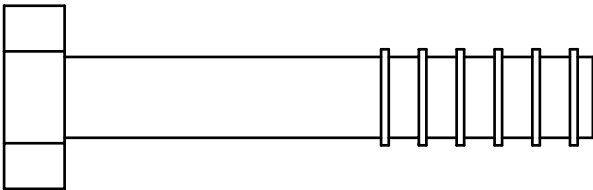
HARDWARE ILLUSTRATION



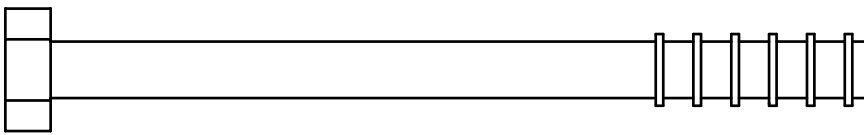
(A1)HEX BOLT 1/2"X4 1/4"L PARTIAL THREAD QTY.10



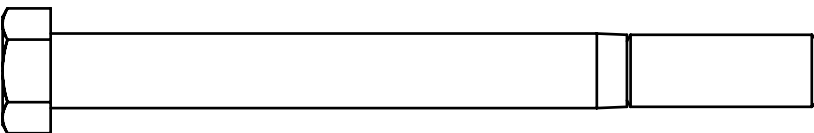
(A2)HEX BOLT 1/2"X3"L PARTIAL THREAD QTY.8




(A3)HEX BOLT 1/2"X2 3/4"L PARTIAL THREAD QTY.1



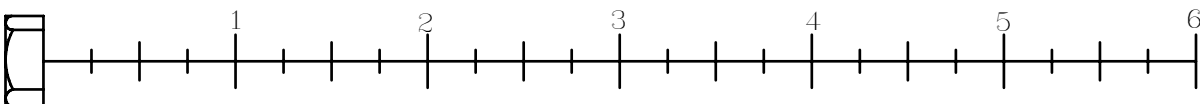
(A4)HEX BOLT 3/8"X4 1/4"L PARTIAL THREAD QTY.2



(A5)HEX BOLT 3/8"X4"L PARTIAL THREAD QTY.4




(A6)HEX BOLT 3/8"X3 3/4"L PARTIAL THREAD QTY.1

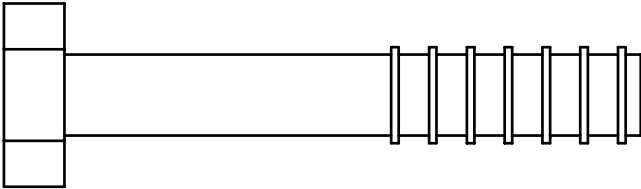


G8I ASSEMBLY INSTRUCTIONS

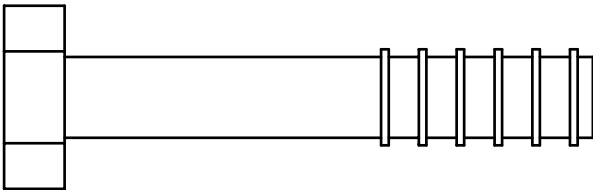
HARDWARE ILLUSTRATION



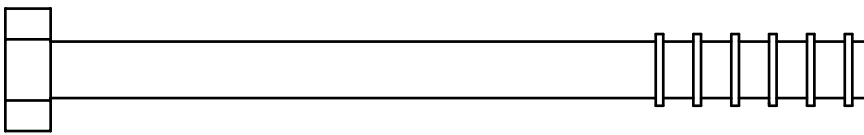
(A1)HEX BOLT 1/2"X4 1/4"L PARTIAL THREAD QTY.10



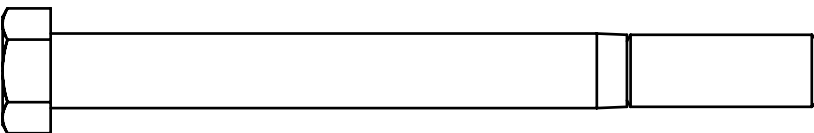
(A2)HEX BOLT 1/2"X3"L PARTIAL THREAD QTY.8




(A3)HEX BOLT 1/2"X2 3/4"L PARTIAL THREAD QTY.1



(A4)HEX BOLT 3/8"X4 1/4"L PARTIAL THREAD QTY.2



(A5)HEX BOLT 3/8"X4"L PARTIAL THREAD QTY.4

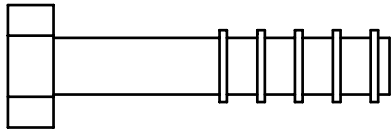


(A6)HEX BOLT 3/8"X3 3/4"L PARTIAL THREAD QTY.1

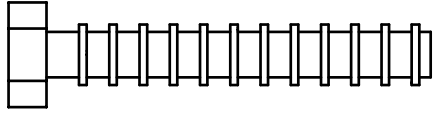


G81 ASSEMBLY INSTRUCTIONS

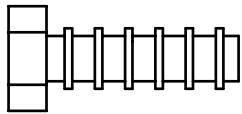
HARDWARE ILLUSTRATION



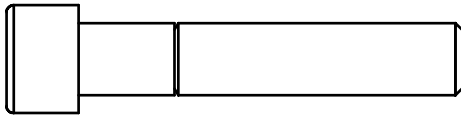
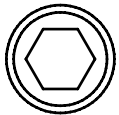
(A7)HEX BOLT 3/8"X1 3/4"L PARTIAL THREAD QTY.8



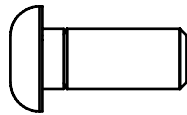
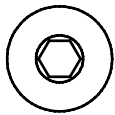
(A8)HEX BOLT 5/16"X2"L PARTIAL THREAD QTY.2




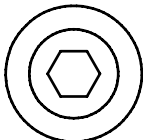
(A9)HEX BOLT 5/16"X1"L PARTIAL THREAD QTY.14



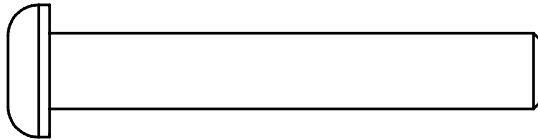
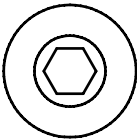
(A10)ROUND ALLEN HEAD 3/8"X2"L PARTIAL THREAD QTY.1




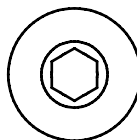
(A11)ROUND ALLEN HEAD 5/16"X3/4"L PARTIAL THREAD QTY.8



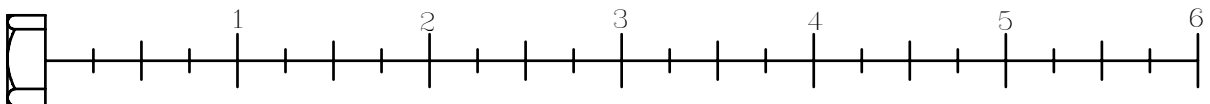
(A12)ROUND ALLEN HEAD M10X80L PARTIAL THREAD QTY.2



(A13)ROUND ALLEN HEAD M10X65L PARTIAL THREAD QTY.4




(A14)ROUND ALLEN HEAD M10X40L PARTIAL THREAD QTY.2



G8I ASSEMBLY INSTRUCTIONS

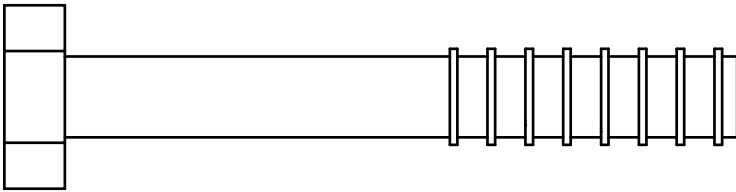
HARDWARE ILLUSTRATION



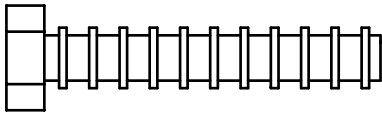
(A15)10LB PIN (8250-071) QTY.1




(A16)Steel Chain(8820-002) QTY.1



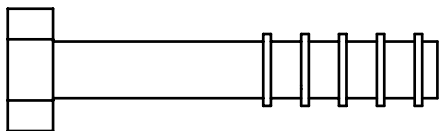
(A17)HEX BOLT 1/2"X3 1/2"L PARTIAL THREAD QTY.2



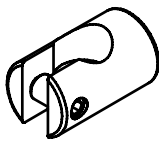
(A18)HEX BOLT 5/16"X1 3/4"L PARTIAL THREAD QTY.1



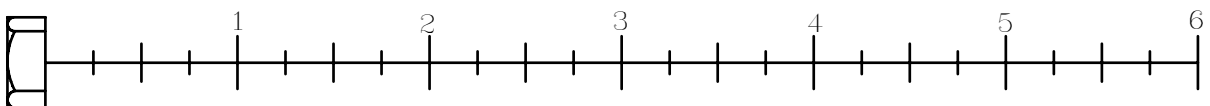
(A19)HEX BOLT 3/8"X3"L PARTIAL THREAD QTY.2



(A20)HEX BOLT 3/8"x2"L PARTIAL THREAD QTY.1


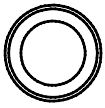


(A21)Firm Sheath(8890-010) QTY.1

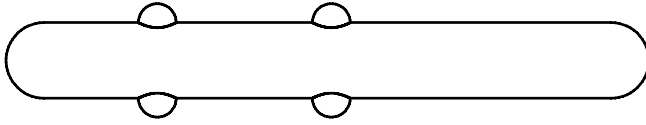


G8I ASSEMBLY INSTRUCTIONS

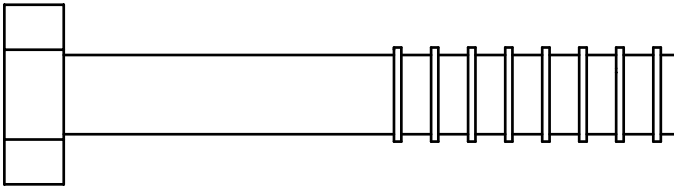
HARDWARE ILLUSTRATION



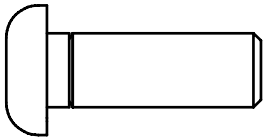
(A22) $\text{Ø}1/2" \times 8.5 \times 21.5\text{L}$ Sleeve QTY.1




(A23) $\text{Ø}10 \times 85\text{L}$ PIN (8250-023) QTY.1



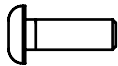
(A24) HEX BOLT $1/2" \times 3 1/4" \text{L}$ PARTIAL THREAD QTY.1



(A25) ROUND ALLEN HEAD $M10 \times 30\text{L}$ PARTIAL THREAD QTY.1



(A26) Elastic Belt QTY.1

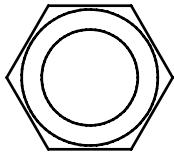
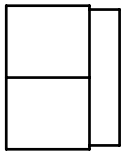


(A27) ROUND ALLEN HEAD $M4 \times 12\text{L}$ PARTIAL THREAD QTY.2

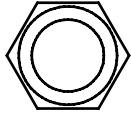
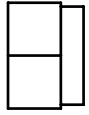


G81 ASSEMBLY INSTRUCTIONS

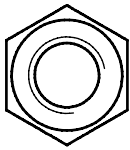
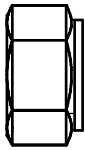
HARDWARE ILLUSTRATION



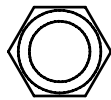
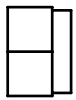
(B1) NYLON LOCK NUT 1/2" QTY.19



(B2) NYLON LOCK NUT 3/8" QTY.18



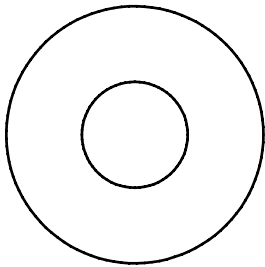
(B3) NYLON LOCK NUT M10 QTY.9



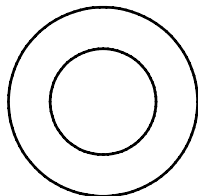
(B4) NYLON LOCK NUT M10 QTY.1



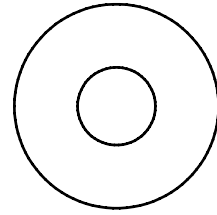
(B5) NUT M4 QTY.2



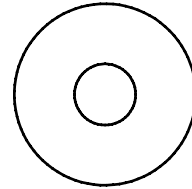
(C1) 1/2" (I.D.) FLAT WASHER Ø34 QTY.33



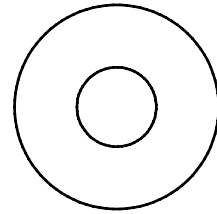
(C2) 1/2" (I.D.) FLAT WASHER Ø25 QTY.8



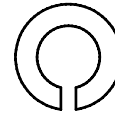
(C3) 3/8" (I.D.) FLAT WASHER Ø27 QTY.21



(C4) 5/16" (I.D.) FLAT WASHER Ø24 QTY.26



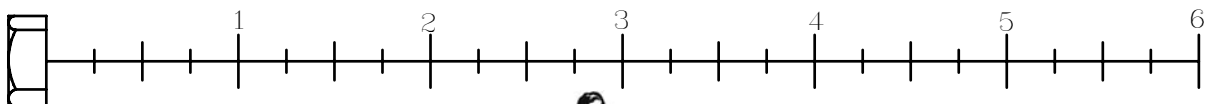
(C5) M10 (I.D.) FLAT WASHER Ø27 QTY.12



(C6) 5/16" SPRING WASHER QTY.24



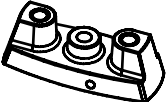



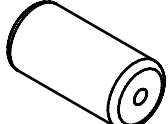














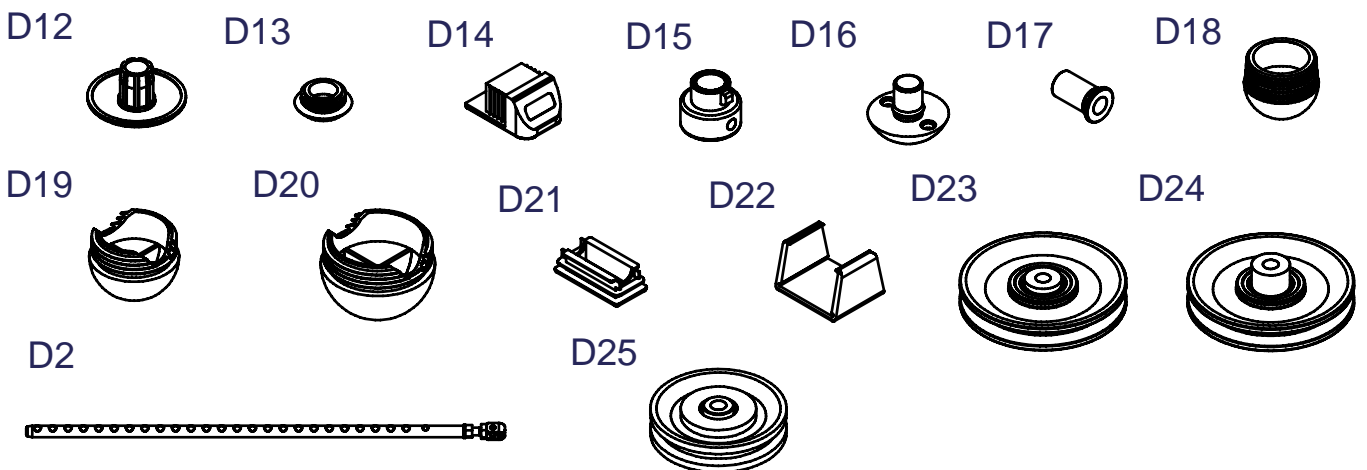
(C7) M4 Washer QTY.4



G8I ASSEMBLY INSTRUCTIONS

HARDWARE ILLUSTRATION

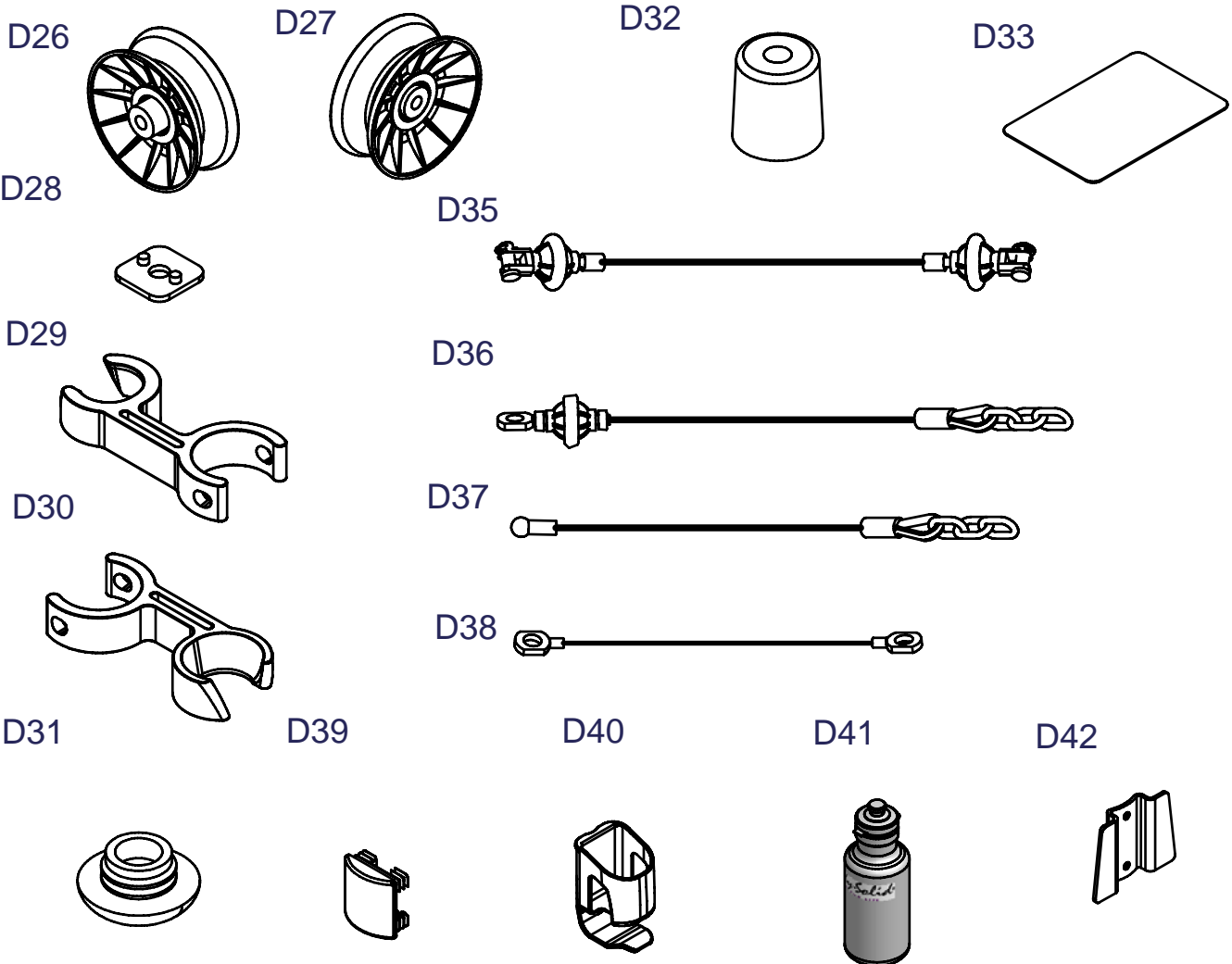
- D1  D1. ϕ 3/4"X8L STEEL BUSHING (8110-014)-----[2PCS]
- D3  D2. WEIGHT SELECTOR BAR (8210-070A)-----[1PCS]
- D4  D3. PULLEY WHEEL BLOCK (8331-017)-----[7PCS]
- D4  D4. TOP PLATE (8400-006)-----[1PCS]
- D5  D5. ϕ 16X19.5 STEEL BUSHING (8530-015)-----[2PCS]
- D6  D6. ϕ 16X21.5 STEEL BUSHING (8530-010)-----[14PCS]
- D7  D7. ϕ 8 SPRING SNAP LINK (8810-001)-----[5PCS]
- D8  D8. ϕ 4"X8" FOAM ROLLER (9161-032)-----[2PCS]
- D9  D9. 2"X2"X1.8t END CAP (9211-087)-----[1PCS]
- D10  D10. 2"X2"X2.5t END CAP (9211-006)-----[2PCS]
- D11  D11. 2"X3" END CAP (9211-084)-----[2PCS]
- D12  D12. ϕ 1" ROUND END CAP (9211-022)-----[2PCS]
- D13  D13. ϕ 1 1/2" ROUND END CAP (9211-023)-----[6PCS]
- D14  D14. 2"X3" FOOT CAP (9211-026)-----[1PCS]
- D15  D15. ϕ 3/4" SHAFT COLLAR (9211-046)-----[2PCS]
- D16  D16. ϕ 21.5 ROUND END CAP (9211-060)-----[1PCS]
- D17  D17. ϕ 16X27 STEEL BUSHING (8530-011)-----[2PCS]
- D18  D18. ϕ 2" ROUND END CAP (9211-074)-----[2PCS]
- D19  D19. ϕ 60 ROUND END CAP (9211-075)-----[2PCS]
- D20 D20. ϕ 3" ROUND END CAP (9211-076)-----[2PCS]
- D21 D21. 30X60 END CAP (9211-078)-----[2PCS]
- D22 D22. 2"X3" RUBBER DOUNT (9212-011)-----[1PCS]
- D23 D23. ϕ 4 1/4" PULLEY (9213-002C)-----[22PCS]
- D24 D24. ϕ 4 1/4" PULLEY (9213-002D)-----[2PCS]
- D25 D25. ϕ 3 1/2" PULLEY (9213-011A)-----[1PCS]



G8I ASSEMBLY INSTRUCTIONS

HARDWARE ILLUSTRATION


D26.	∅110X50 PULLEY (9213-022C)	-----	[2PCS]	
D27.	∅110X50 PULLEY (9213-022B)	-----	[1PCS]	
D28.	2"X2" RUBBER CANE CAP (9214-002)	-----	[2PCS]	
D29.	∅51X∅38 FASTENING HOLDER (9219-003)	-----	[1PCS]	
D30.	∅51X∅38 FASTENING HOLDER (9219-004)	-----	[1PCS]	
D31.	∅1" ROUND END CAP (9260-021)	-----	[6PCS]	
D32.	∅65X70L RUBBER DOUNT	(9310-049)	-----	[2PCS]
D33.	95X140mm NO-SLIP TAPE	(9310-035)	-----	[4PCS]
D35.	6855mm STEEL CABLE	-----	[1PCS]	
D36.	5510mm STEEL CABLE	-----	[1PCS]	
D37.	4215mm STEEL CABLE	-----	[1PCS]	
D38.	1315mm STEEL CABLE	-----	[1PCS]	
D39.	2"X2"X2.5t END CAP (9211-088)	-----	[2PCS]	
D40.	BOTTLE HOLDER (9260-086)	-----	[1PCS]	
D41.	BOTTLE (9260-107)	-----	[1PCS]	
D42.	IMMOBILE BOARD (8388-025)	-----	[1PCS]	



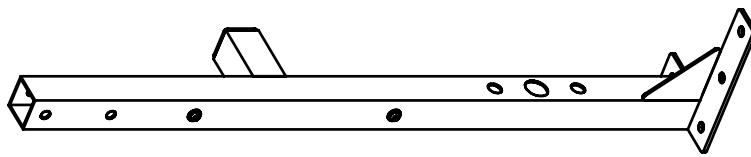
G8I ASSEMBLY INSTRUCTIONS

PARTS ILLUSTRATION SHEET

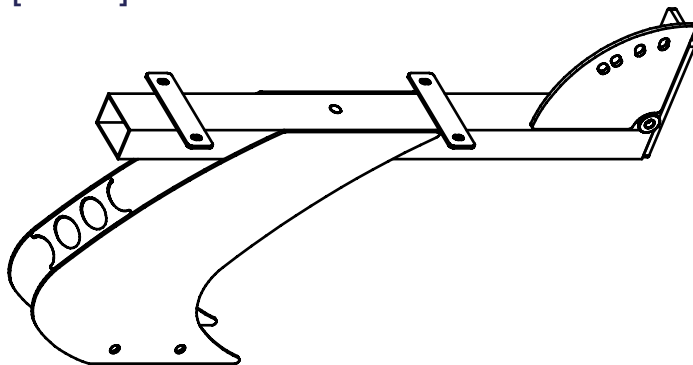
A [1PCS]



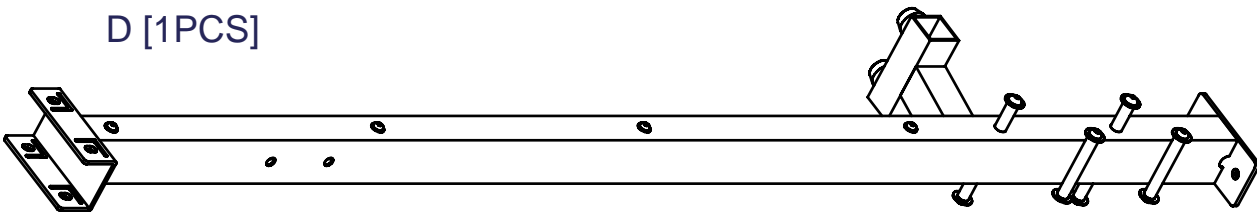
B [1PCS]




C1[1PCS]



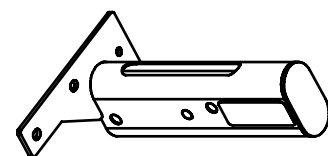
D [1PCS]



E [1PCS]



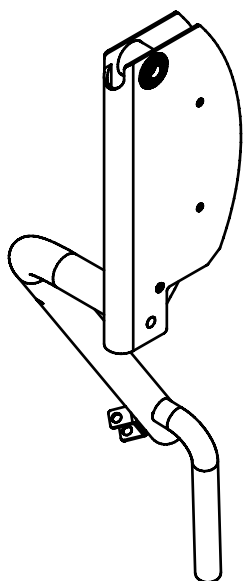
F [1PCS]



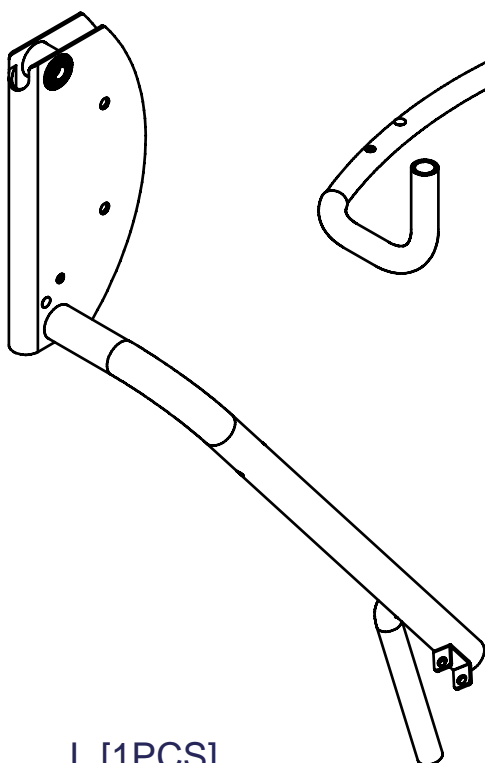
G8I ASSEMBLY INSTRUCTIONS

PARTS ILLUSTRATION SHEET

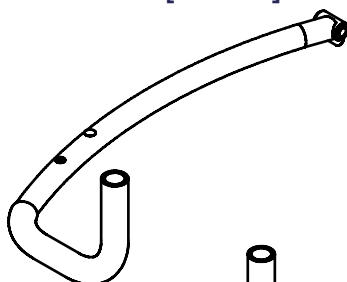
H [1PCS]




G [1PCS]



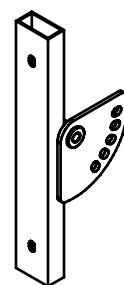
I [1PCS]



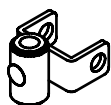
J [1PCS]



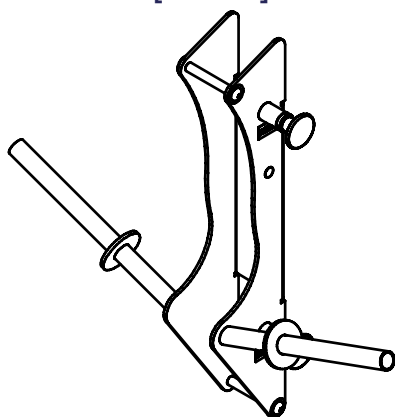
M [1PCS]



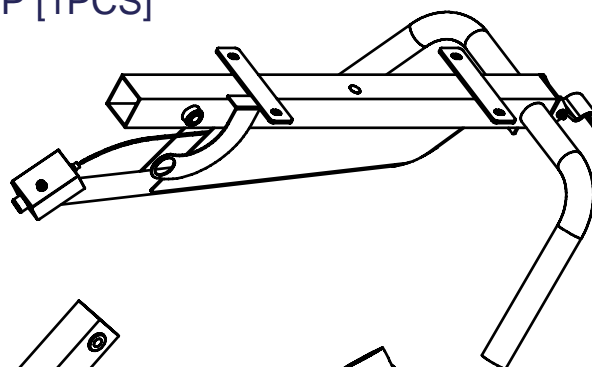
K [2PCS]



L [1PCS]



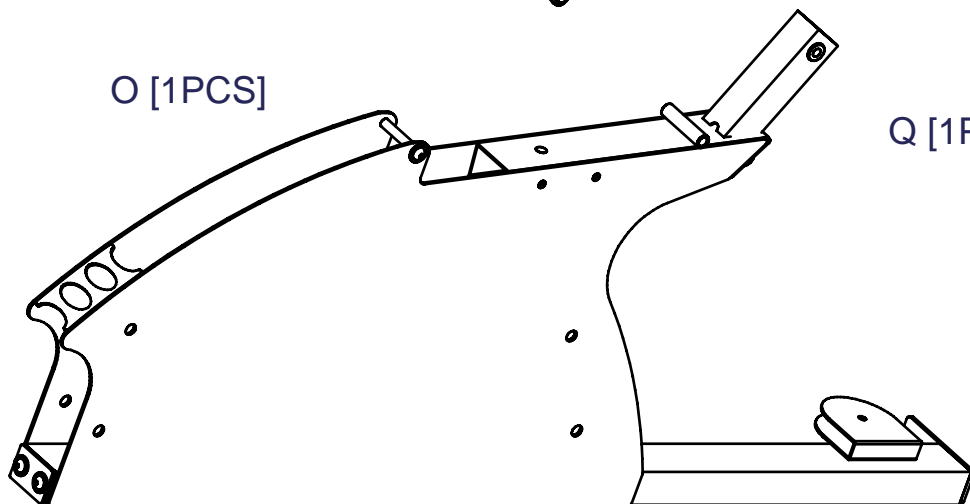
P [1PCS]



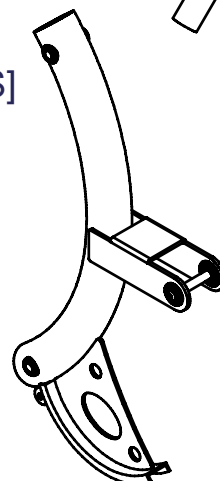
N [2PCS]



O [1PCS]



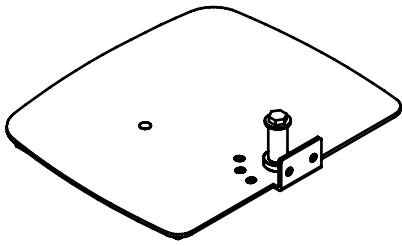
Q [1PCS]



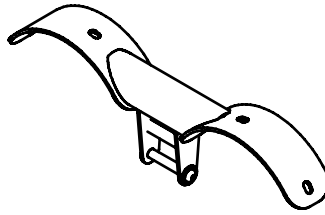
G8I ASSEMBLY INSTRUCTIONS

PARTS ILLUSTRATION SHEET

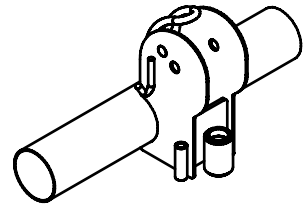
R [1PCS]



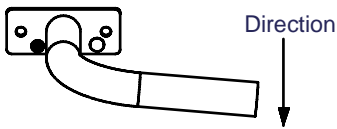
S [2PCS]



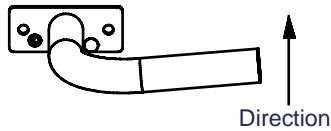
T [1PCS]



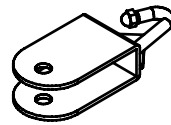
U [1PCS]




V [1PCS]



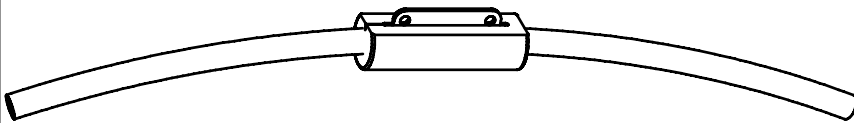
W [1PCS]



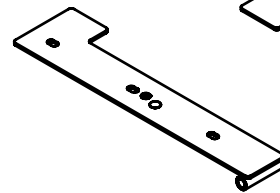
Y [2PCS]



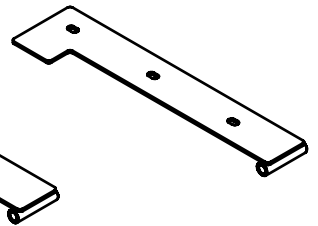
Z [1PCS]



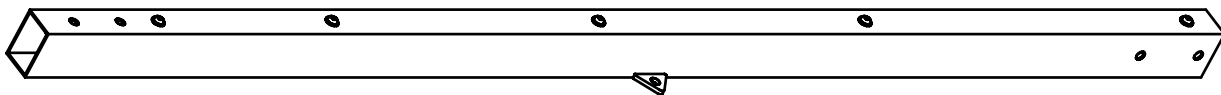
AA [1PCS]




X [1PCS]



AB [1PCS]



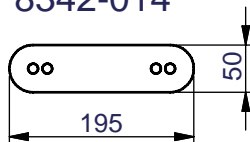
AC [2PCS]



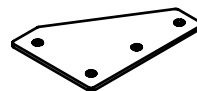
AD [1PCS]




AE [4PCS]
8342-014



AF [1PCS]
8360-055



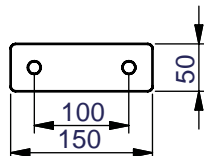
AG [1PCS]
8210-065



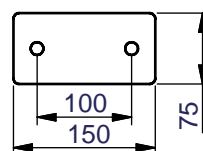
AH [1PCS]
8240-042



AI [1PCS]
8312-062



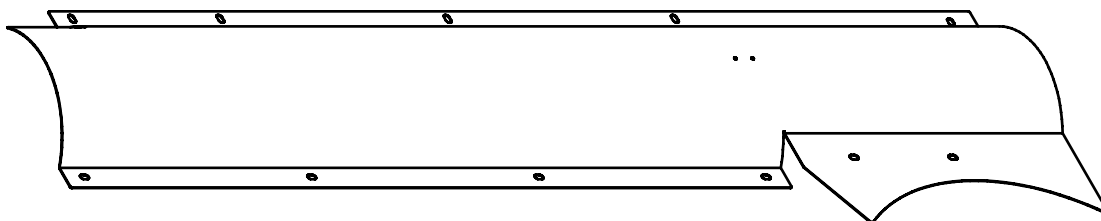
AU [1PCS]
8313-082



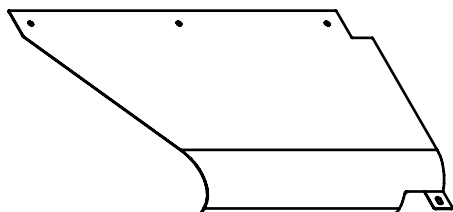
G8I ASSEMBLY INSTRUCTIONS

PARTS ILLUSTRATION SHEET

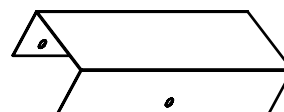
AI [1PCS]
8380-030




AJ [1PCS]
8380-025



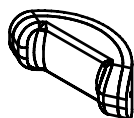
AL [1PCS]
8380-027



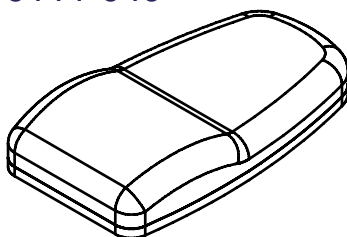
AN[1PCS]
8380-031



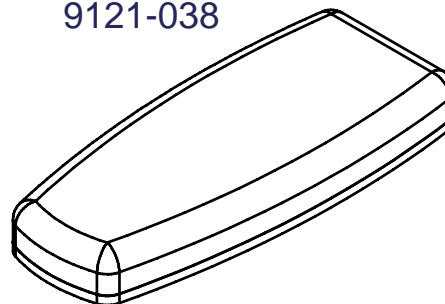
AP[4PCS]
9133-007



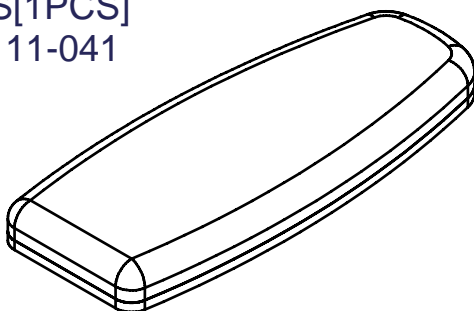
AQ[1PCS]
9111-040



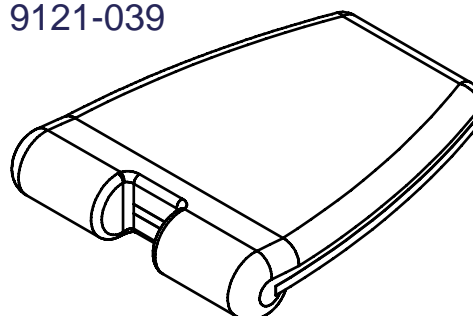
AR[1PCS]
9121-038



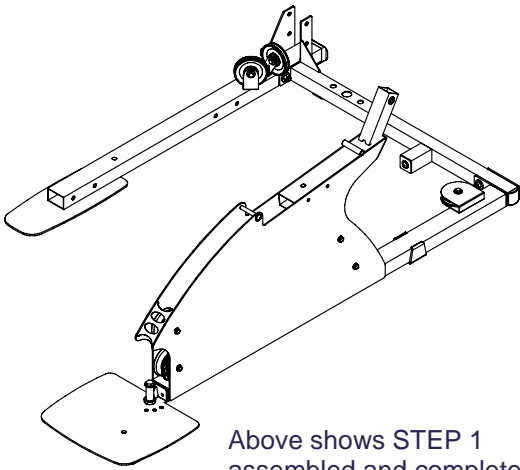
AS[1PCS]
9111-041



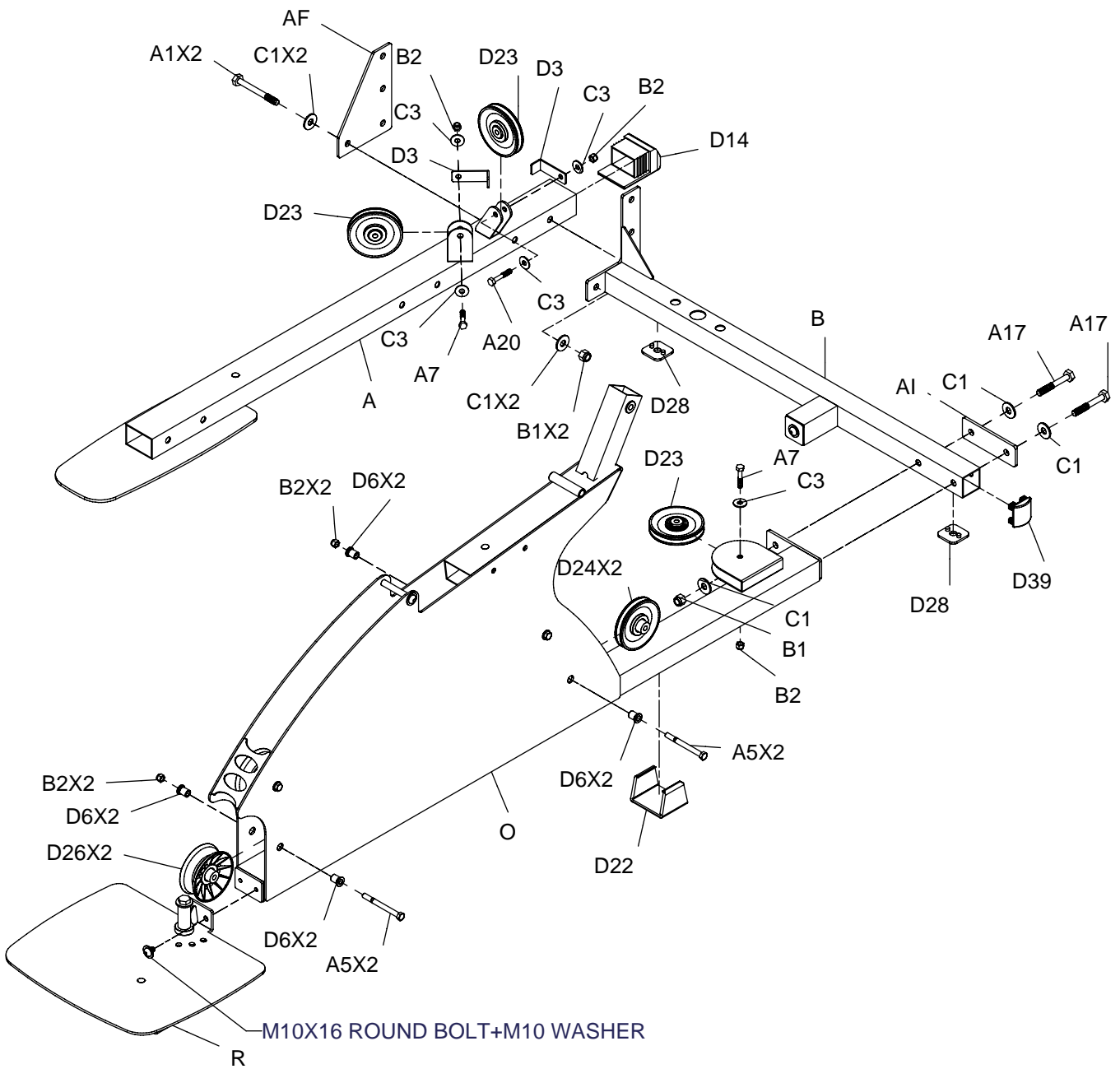
AT[1PCS]
9121-039



G8I ASSEMBLY INSTRUCTIONS

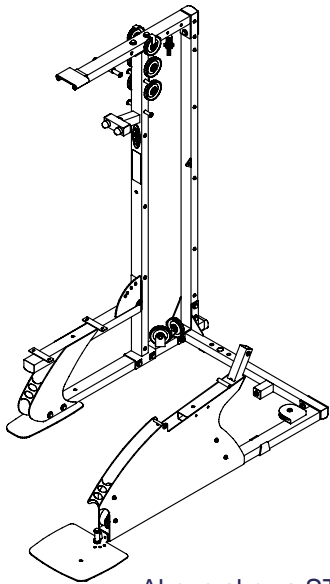


Above shows STEP 1 assembled and completed

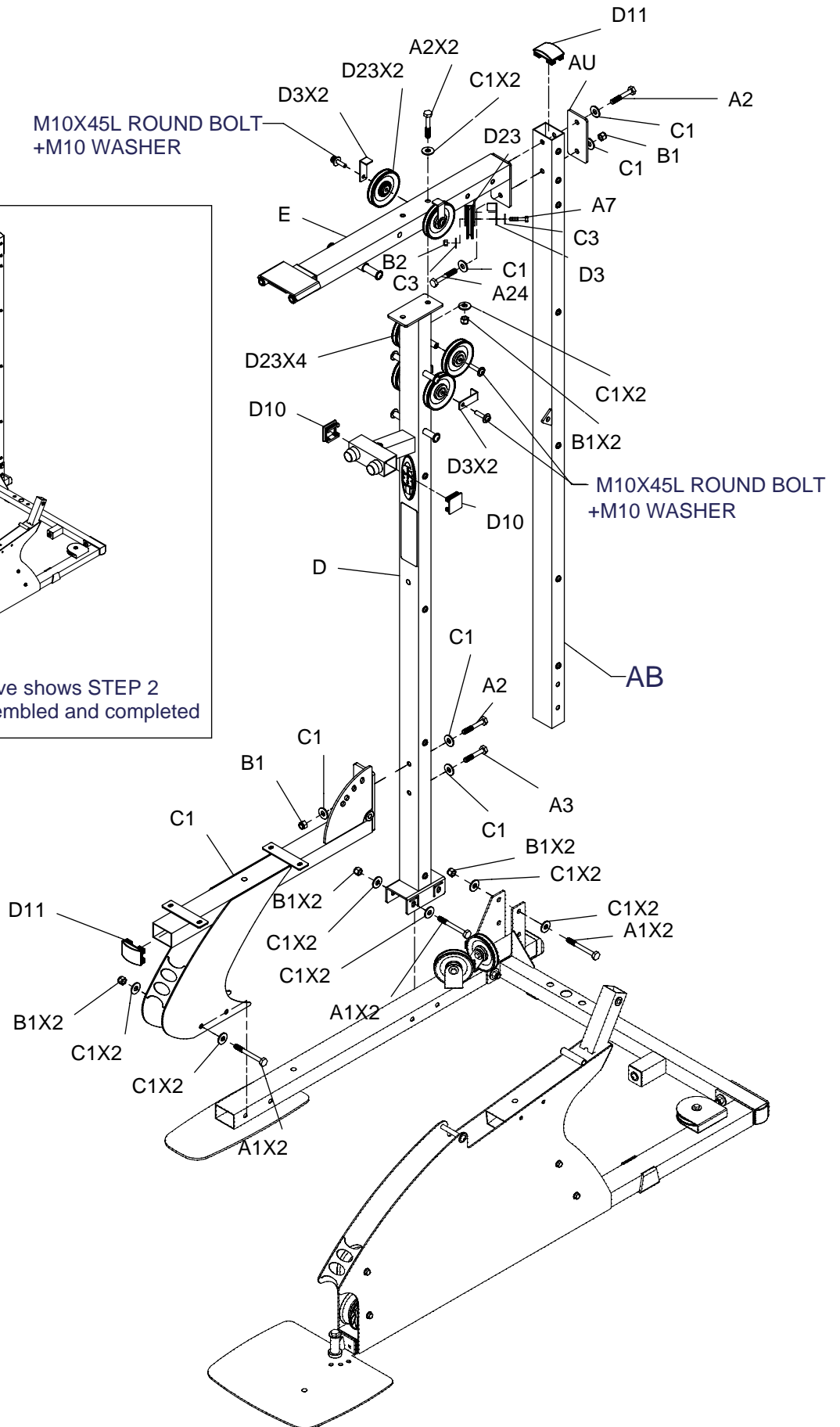


G8I ASSEMBLY INSTRUCTIONS

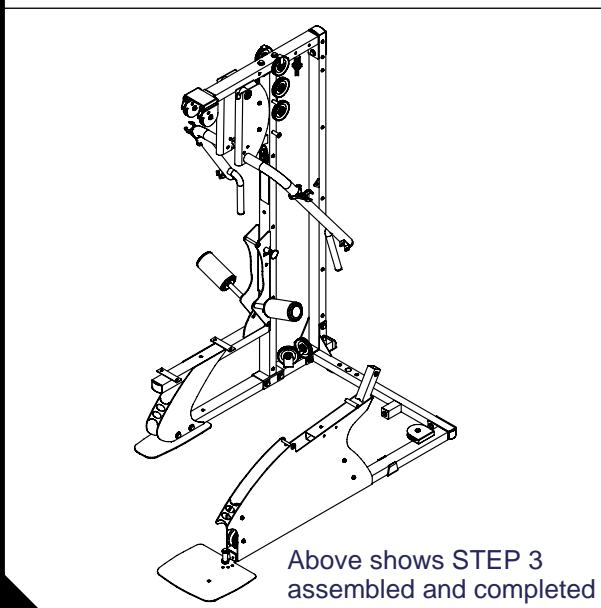
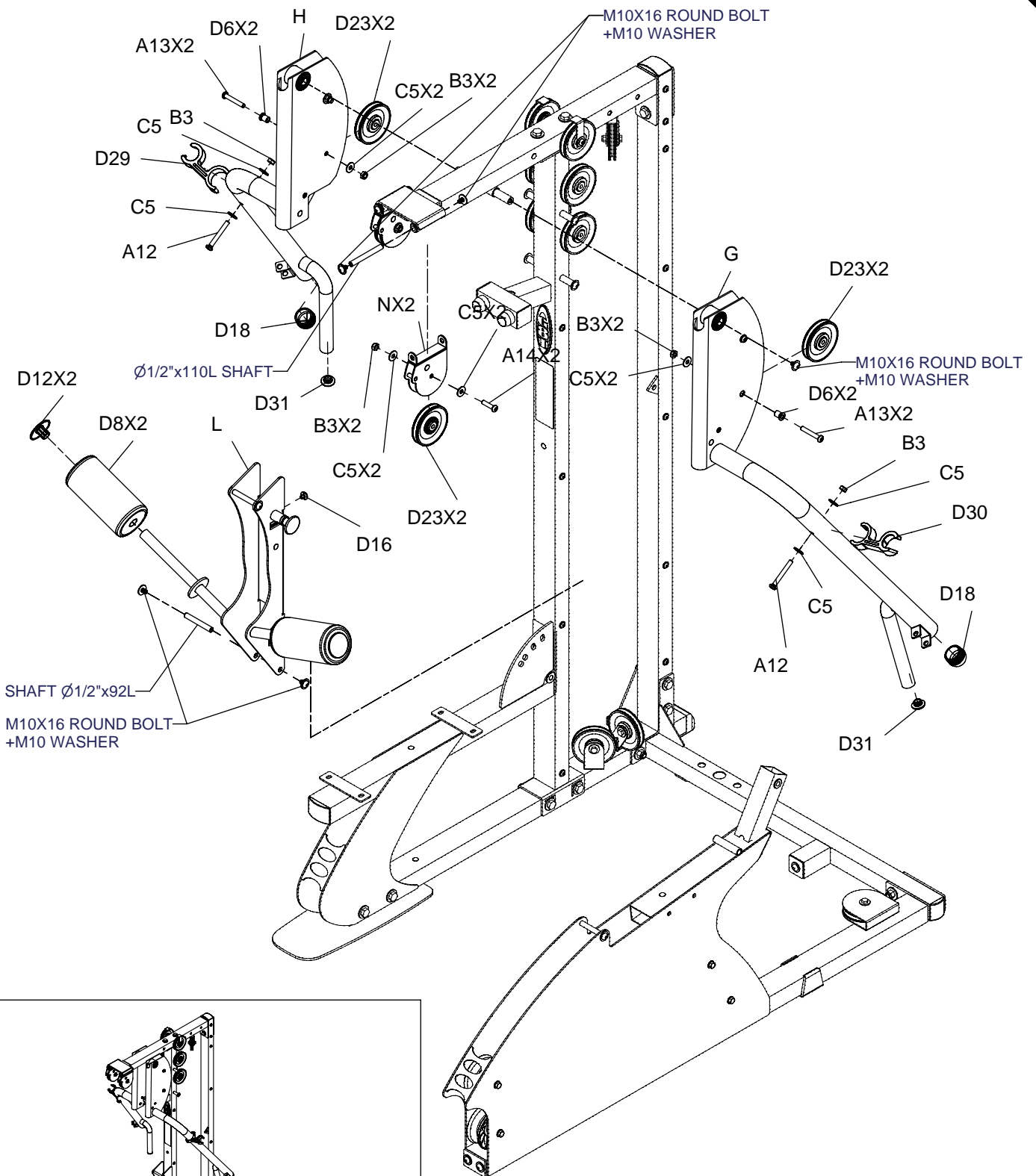
M10X45L ROUND BOLT
+M10 WASHER



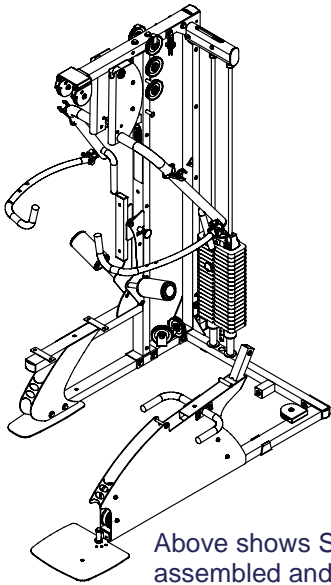
Above shows STEP 2
assembled and completed



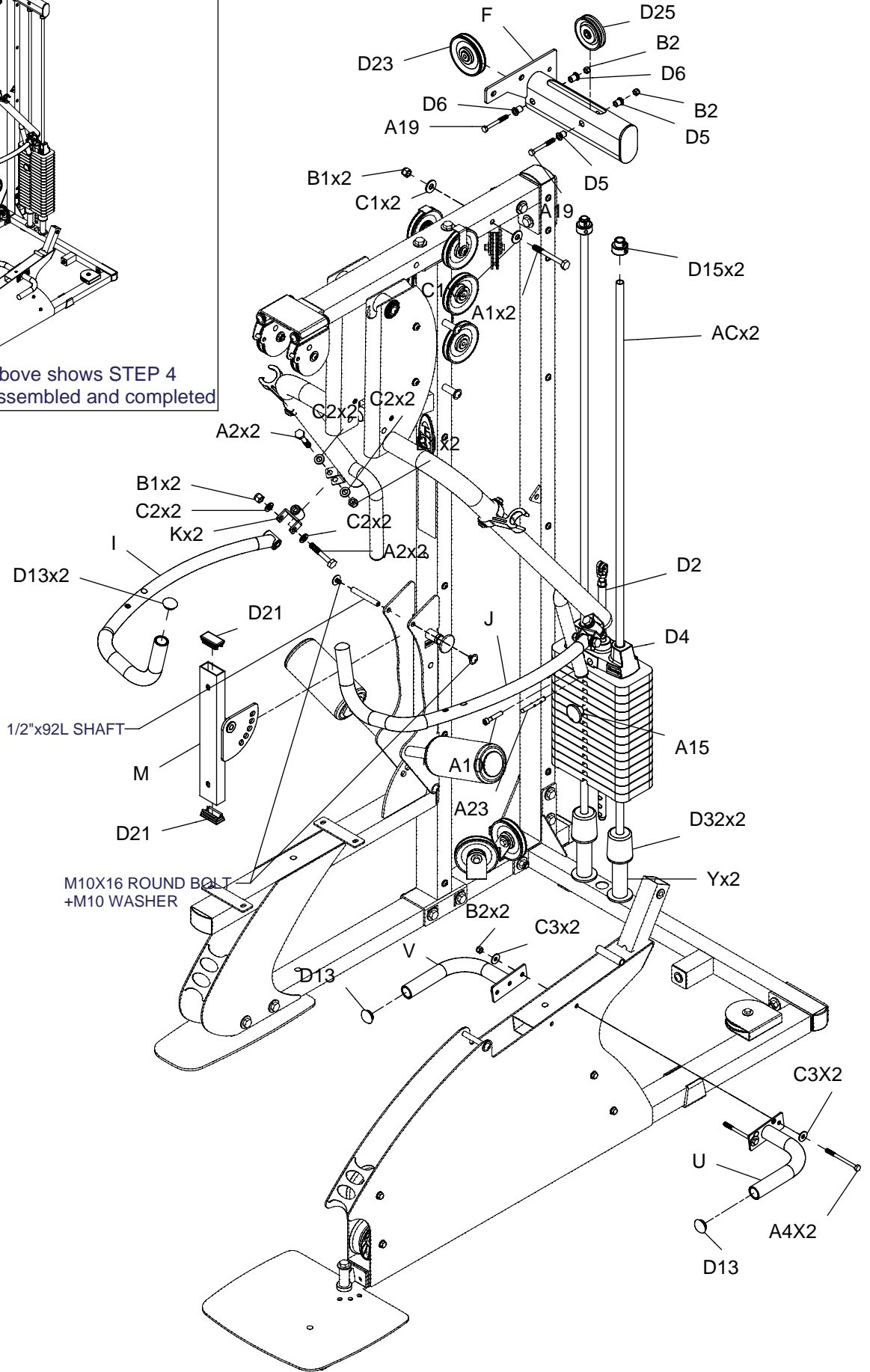
G81 ASSEMBLY INSTRUCTIONS



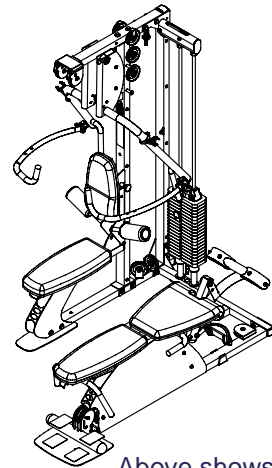
G8I ASSEMBLY INSTRUCTIONS



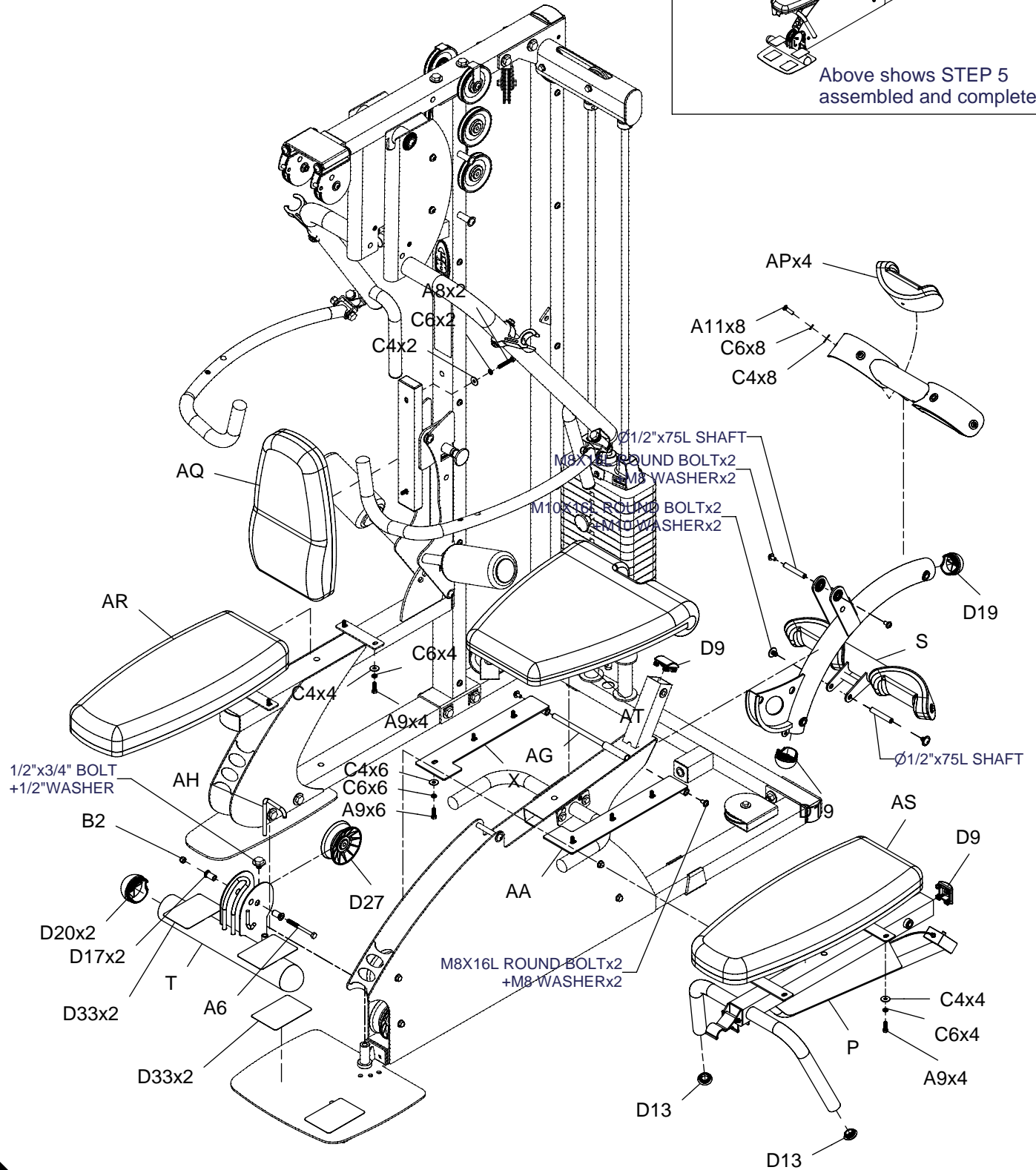
Above shows STEP 4 assembled and completed



G8I ASSEMBLY INSTRUCTIONS

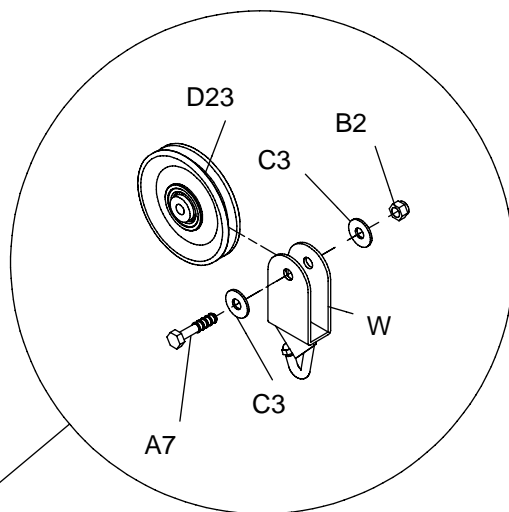
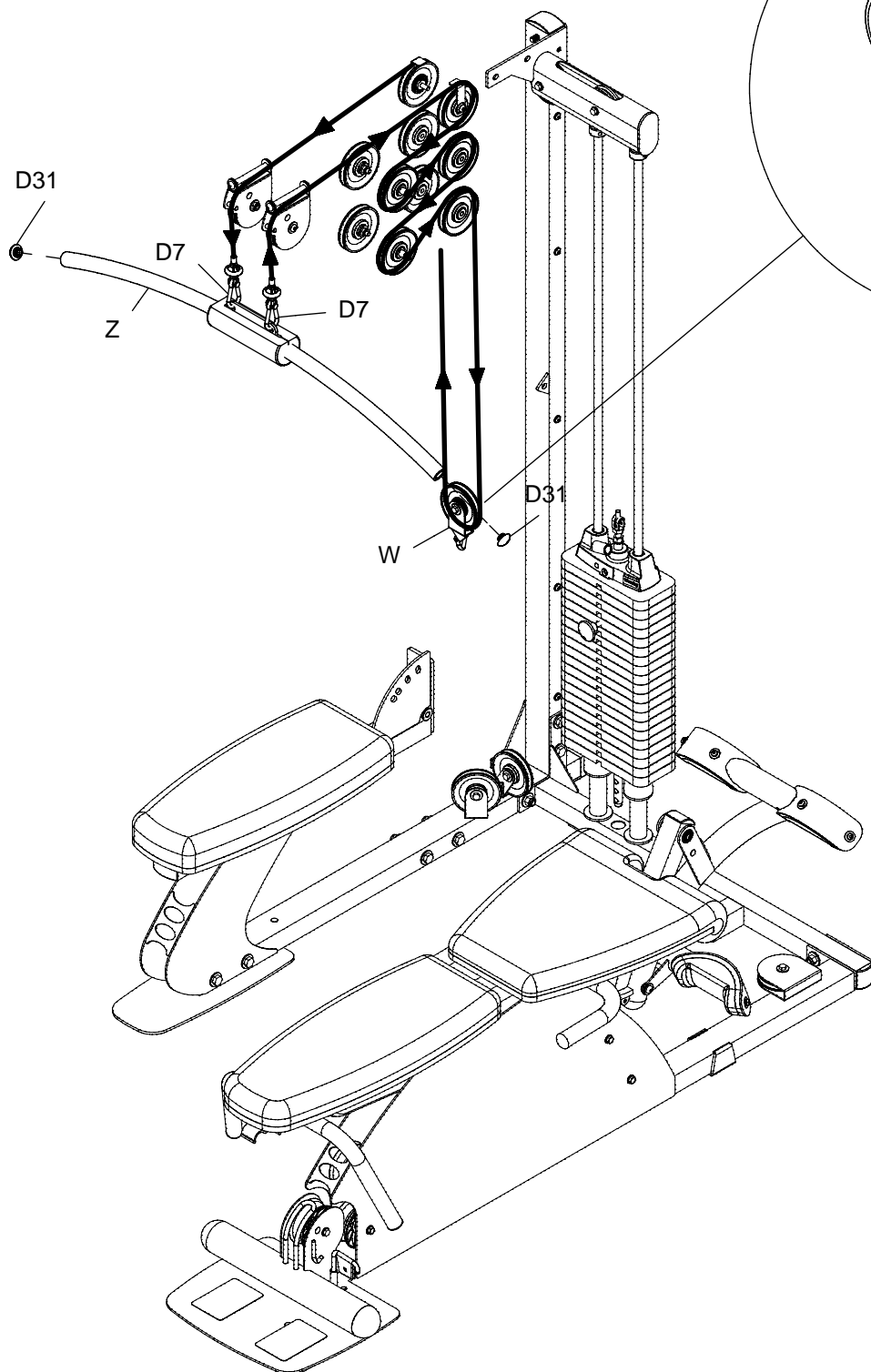



Above shows STEP 5 assembled and completed



G81 ASSEMBLY INSTRUCTIONS

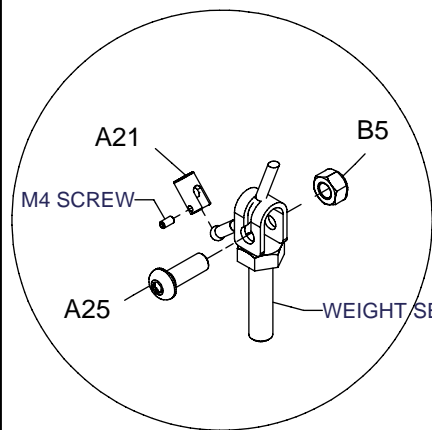
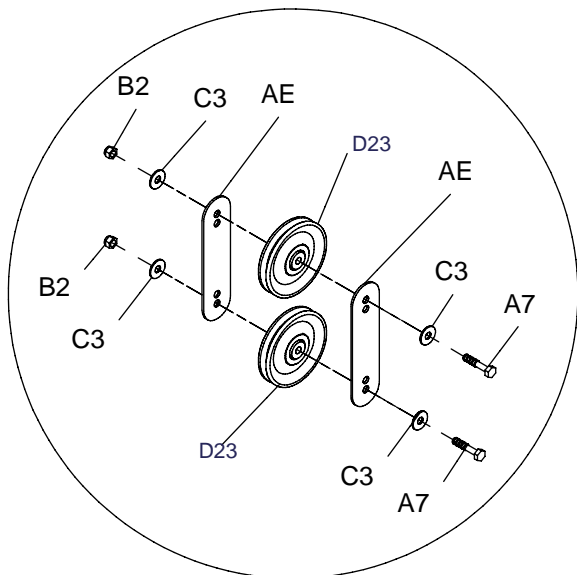
Wire Rope Illustration 1



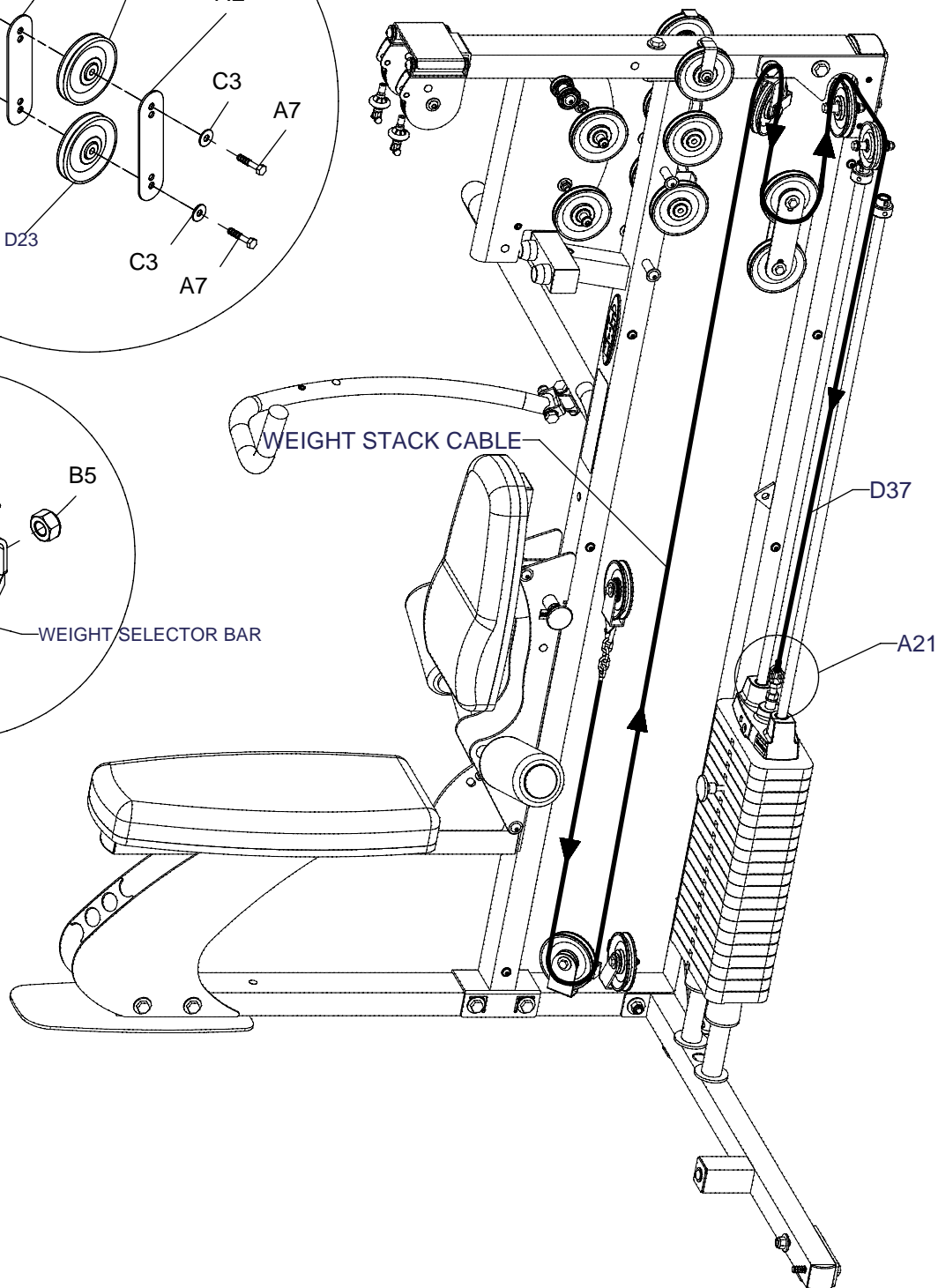
G8I ASSEMBLY INSTRUCTIONS

Wire Rope Illustration 2

D37



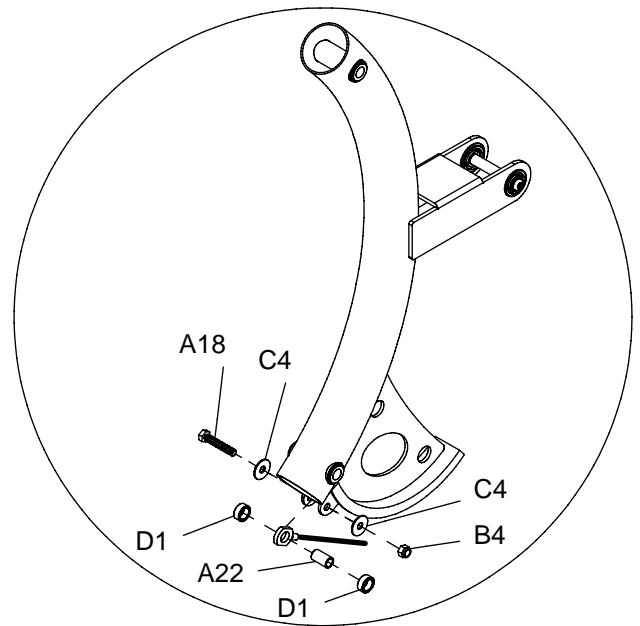
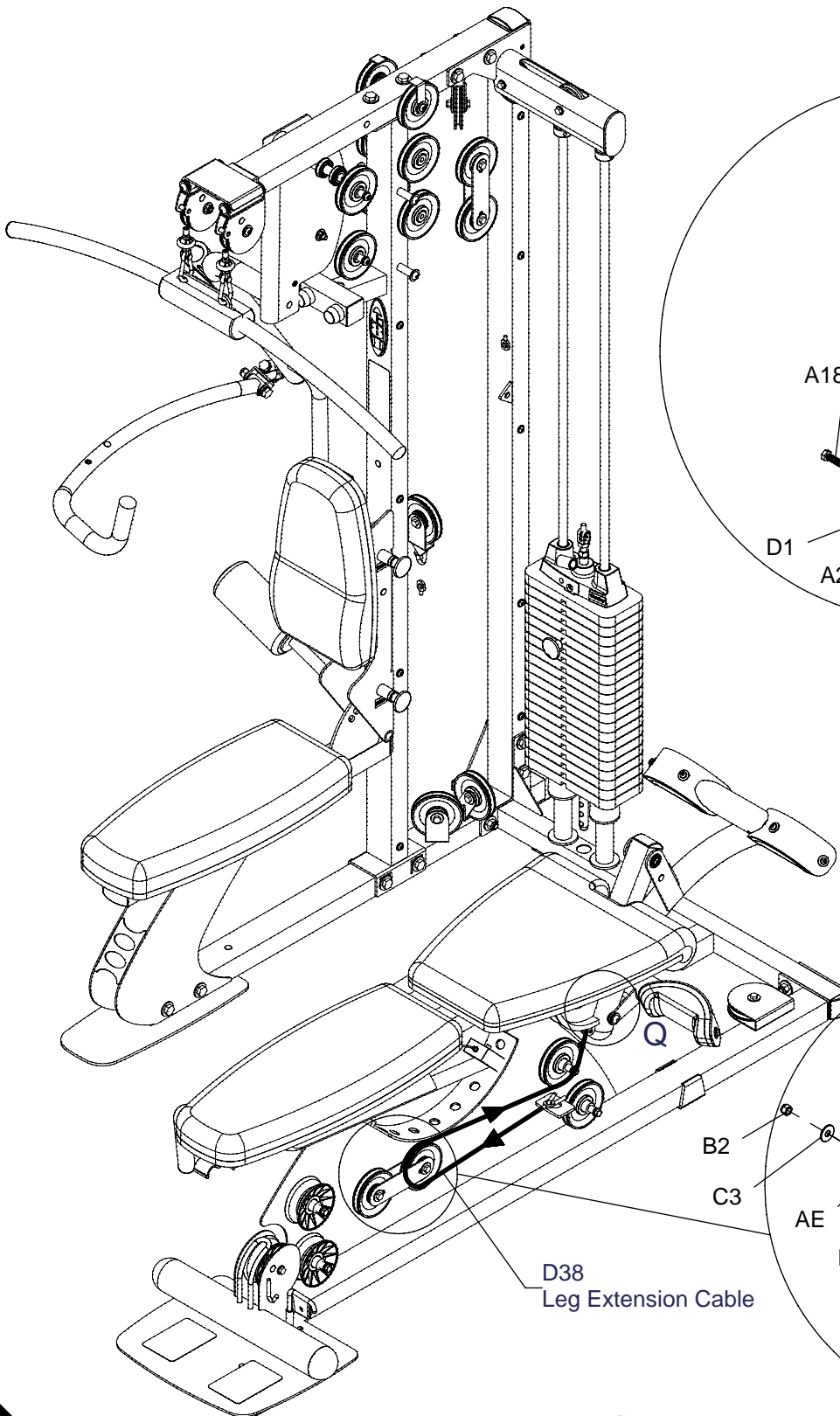
A21 VIEW



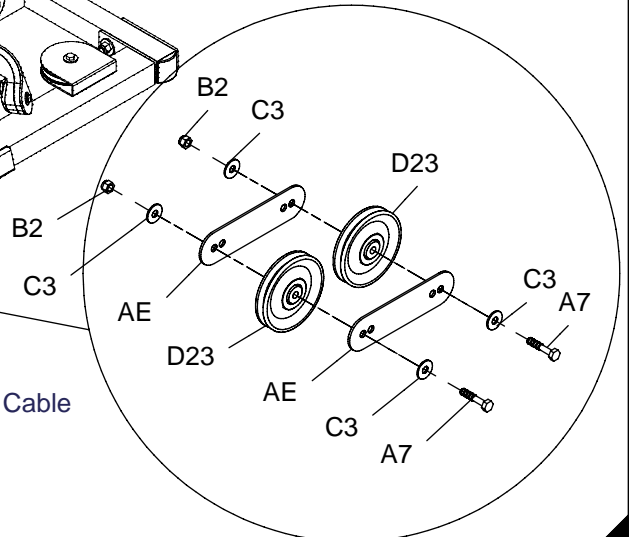
G81 ASSEMBLY INSTRUCTIONS

Wire Rope Illustration 3

D38



Q VIEW

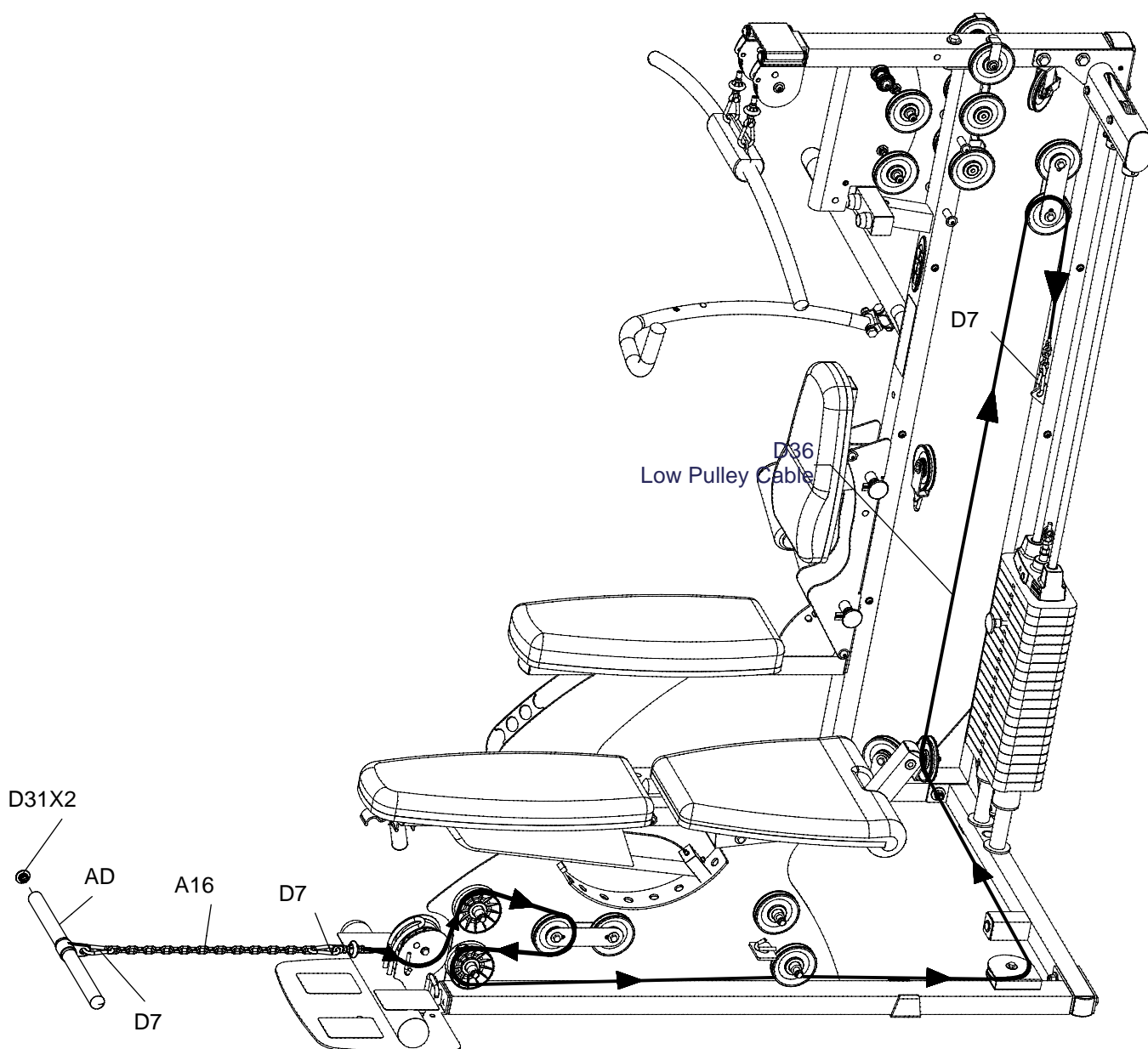


D38
Leg Extension Cable

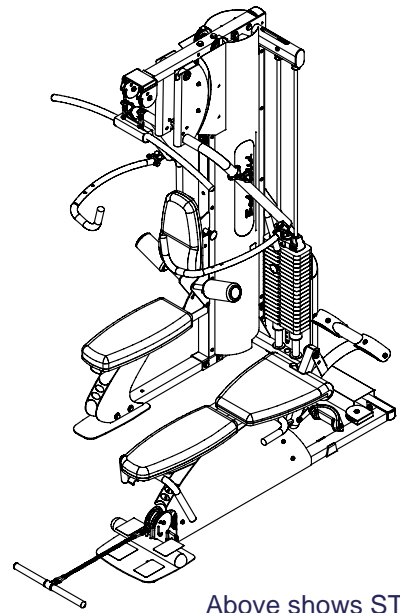
G81 ASSEMBLY INSTRUCTIONS

Wire Rope Illustration 4

D36



G8I ASSEMBLY INSTRUCTIONS



Above shows STEP 6 assembled and completed

